

o/c

Registered Parcel

COLLEGE STATISTICS

[As on 30th September]

ACADEMIC SESSION : 2017-18

Name of the College/Institution : Seth Ranglal Kothari

Govt. College, RAJSAMAND (Raj.)

Postal Address : Near Police Line, N.H. 8

Rajsamand (Raj.) Pin Code: 313324

Phone (off.)	0	2	9	5	2	-	2	2	1	8	4	0		
Phone (Resi.)														
Fax No.	0	2	9	5	2	-	2	2	1	8	4	0		
E-Mail Address	srkgovtcollege@rajsamand@gmail.com													

Code No.
(To be filled at the
Directorate of
College Education)

Dispatch No. & Date (To be filled by the College)		Date of Receipt at the Directorate	Remarks	Signature of Assistant Statistical Officer
1193	31.10.17			

DIRECTORATE OF COLLEGE EDUCATION
RAJASTHAN, JAIPUR


ENROLLMENT STATISTICS
(COLLEGE STATISTICS)
(as on 30th September)

Classwise Enrollment (Faculty of Arts)

Proforma-II A

S. No.	NAME OF THE CLASS	Total No. of Section			NO. OF STUDENTS ADMITTED															
					S.C.		S.T.		O.B.C.		S.B.C.		MINORITY		General/ Others		Total		Grand Total	
					S	F	V	B	G	B	G	B	G	B	G	B	G	B	G	B
1.	B.A. Part-I	04	04	-	62	29	44	10	59	47	17	17	00	03	51	45	233	51	384	
2.	B.A. Part-II	03	03	-	33	34	20	06	50	52	25	12	01	07	47	43	176	154	330	
3.	B.A. Part-III	02	02	-	45	35	13	05	53	43	11	07	03	02	40	42	165	134	299	
	Total B.A. (1 to 3)	09	09	-	140	98	77	21	162	142	53	36	04	12	138	130	574	439	1013	
4.	B.A. Hons. Part-I																			
5.	B.A. Hons. Part-II																			
6.	B.A. Hons. Part-III																			
	Total Hons. (4 to 6)																			
7.	M.A. (Previous)				04	1	-	-	3	3									11	
8.	M.A. (Final)																			
	Total P.G. (7 to 8)																			
9.	M.Phil. (Arts)																			
10.	Ph.D. (Arts)																			
	Total (9 to 10)																			
	GRAND TOTAL	09	09	-	140	98	77	21	162	142	53	36	04	12	138	130	574	439	1013	

Note : 1. General/Others = Students Excluding S.C., S.T., O.B.C., S.B.C. & Minority Castes.
2. Total No. of Sections S= Sanctioned, F= Filled, V= Vacant, Students, B= Boys, G= Girls
3. In PG Class please mention Total of all the Subjects being taught in the College Previous & Final Separately.


 प्राचार्य
 राजकीय माध्यमिक विद्यालय
 राजसमन्थ (राज)

Classwise Enrollment (Faculty of Commerce)

Proforma-II B

S. No.	NAME OF THE CLASS	Total No. of Section			NO. OF STUDENTS ADMITTED															
					S.C.		S.T.		O.B.C.		S.B.C.		MINORITY		General/ Others		Total		Grand Total	
					S	F	V	B	G	B	G	B	G	B	G	B	G	B		G
1.	B.Com. Part-I	02	02	-	10	04	01	00	48	20	02	02	08	14	48	35	117	75	192	
2.	B.Com. Part-II	02	02	-	05	00	00	00	41	16	03	00	10	04	54	15	113	35	148	
3.	B.Com. Part-III	02	02	-	07	01	03	00	57	04	08	01	13	09	53	25	141	40	181	
	Total B.Com.(1 to 3)	06	06	-	22	05	04	00	146	40	13	03	31	27	155	75	371	150	521	
4.	B.Com.Hons. Part-I																			
5.	B.Com.Hons. Part-II																			
6.	B.Com.Hons. Part-III																			
	Total Hons. (4 to 6)																			
7.	M.Com. (Previous) - ABST	01	01	-	00	02	00	00	10	03	00	00	03	01	11	09	24	15	39	
8.	M. Com. (Final) - ABST	01	01	-	01	01	00	00	07	03	01	00	01	00	06	09	16	13	29	
	Total P.G. (7 to 8)	02	02	-	01	03	00	00	17	06	01	00	04	01	17	18	40	28	68	
9.	M.Phil. (Commerce)																			
10.	Ph.D. (Commerce)																			
	Total (9 to 10)																			
	GRAND TOTAL	08	08	-	23	08	04	00	163	46	14	03	35	28	172	93	411	178	589	

- Note : 1. General/Others = Students Excluding S.C., S.T., O.B.C., S.B.C. & Minority Castes.
 2. Total No. of Sections S= Sanctioned, F= Filled, V= Vacant, Students, B= Boys, G= Girls
 3. In PG Class please mention Total of all the Subjects being taught in the College Previous & Final Separately.

प्रचारि

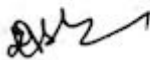
संजयराव महाराज (राज.)

Classwise Enrollment (Faculty of Science)

Proforma-II C

S. No.	NAME OF THE CLASS	Total No. of Section			NO. OF STUDENTS ADMITTED														
					S.C.		S.T.		O.B.C.		S.B.C.		MINORITY		General/Others		Total		Grand Total
					S	F	V	B	G	B	G	B	G	B	G	B	G	B	
1.	B. Sc. Part-I	01	01	-	11	07	01	01	27	13	01	00	00	01	14	08	54	30	84
2.	B. Sc. Part-II	01	01	-	07	04	00	00	23	03	00	00	01	00	09	03	40	10	50
3.	B. Sc. Part-III	01	01	-	05	01	01	00	04	01	00	00	01	01	07	06	18	09	27
	Total B. Sc. (1 to 3)	03	03	-	23	12	02	01	54	17	01	00	02	02	30	17	112	49	161
4.	B. Sc. Hons. Part-I																		
5.	B. Sc. Hons. Part-II																		
6.	B. Sc. Hons. Part-III																		
	Total Hons. (4 to 6)																		
7.	M. Sc. (Previous)																		
8.	M. Sc. (Final)																		
	Total P.G. (7 to 8)																		
9.	M.Phil. (Sc.)																		
10.	Ph.D. (Sc.)																		
	Total (9 to 10)																		
	GRAND TOTAL	03	03	-	23	12	02	01	54	17	01	00	02	02	30	17	112	49	161

- Note : 1. General/Others = Students Excluding S.C., S.T., O.B.C., S.B.C. & Minority Castes.
 2. Total No. of Sections S= Sanctioned, F= Filled, V= Vacant, Students, B= Boys, G= Girls
 3. In PG Class please mention Total of all the Subjects being taught in the College Previous & Final Separately.


 प्राचार्य
 सठ रंग लाल कोठारी
 राजकीय महाविद्यालय
 राजसमन्ध (राज.)

COLLEGE STATISTICS

[As on 31st August]

ACADEMIC SESSION : 2018-19

Name of the College/Institution : Seth Ranglal Kothari

Govt. College, RAJSAMAND (Raj.)

Postal Address : Near Police Line, N.H. 8

Rajsamand (Raj.) Pin Code: 313324

Phone (off.)	0	2	9	5	2	-	2	2	1	8	4	0			
Phone (Resi.)															
Fax No.	0	2	9	5	2	-	2	2	1	8	4	0			
E-Mail Address	srkgovtcollege@rajsamand@gmail.com														

Code No. (To be filled at the Directorate of College Education)	
--	--

Dispatch No. & Date (To be filled by the College)	Date of Receipt at the Directorate	Remarks	Signature of Assistant Statistical Officer
4612 06.10.18			

**DIRECTORATE OF COLLEGE EDUCATION
RAJASTHAN, JAIPUR**

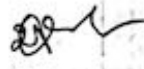
ENROLLMENT STATISTICS (COLLEGE STATISTICS) (as on 30th September)

Classwise Enrollment (Faculty of Arts)

Proforma-II A

S. No.	NAME OF THE CLASS	Total No. of Section			NO. OF STUDENTS ADMITTED														Grand Total
					S.C.		S.T.		O.B.C.		M.B.C.		MINORITY		General/ Others		Total		
		S	F	V	B	G	B	G	B	G	B	G	B	G	B	G	B	G	
1	B.A. Part-I	04	04	-	64	34	36	11	74	56	25	12	5	2	36	44	240	59	399
2	B.A. Part-II	03	03	-	46	27	36	11	62	77	2	-	-	3	41	49	87	67	354
3	B.A. Part-III	02	02	-	29	29	18	5	69	60	-	-	1	6	40	43	57	43	300
	Total B.A. (1 to 3)	09	09	-	139	90	90	27	205	193	27	12	6	11	117	136	584	469	1053
4.	B.A. Hons. Part-I																		
5.	B.A. Hons. Part-II																		
6.	B.A. Hons. Part-III																		
	Total Hons. (4 to 6)																		
7	M.A. (Previous)	01	01	-	10	2	1	-	9	16	2	-	-	1	8	8	30	27	57
8	M.A. (Final)	01	01	-	1	-	-	-	4	-	-	-	-	-	1	-	06	-	06
	Total P.G. (7 to 8)	2	2	-	11	2	1	-	13	16	2	-	-	1	9	8	36	27	63
9.	M.Phil. (Arts)																		
10.	Ph.D. (Arts)																		
	Total (9 to 10)																		
	GRAND TOTAL	11	11	-	150	92	91	27	218	209	29	12	6	12	126	144	620	496	1116

- Note : 1. General/Others = Students Excluding S.C., S.T., O.B.C., M.B.C. & Minority Castes.
 2. Total No. of Sections S= Sanctioned, F= Filled, V= Vacant, Students, B= Boys, G= Girls
 3. In PG Class please mention Total of all the Subjects being taught in the College Previous & Final Separately.

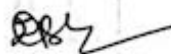

 प्राचार्य
 सेठ जग -
 रा

Classwise Enrollment (Faculty of Commerce)

Proforma-II B

S. No.	NAME OF THE CLASS	Total No. of Section			NO. OF STUDENTS ADMITTED														Grand Total
					S.C.		S.T.		O.B.C.		M.B.C.		MINORITY		General/ Others		Total		
		S	F	V	B	G	B	G	B	G	B	G	B	G	B	G	B	G	
1.	B.Com. Part-I	02	02	-	6	3	-	-	56	22	4	2	16	8	47	11	29	46	175
2.	B.Com. Part-II	02	02	-	7	4	1	-	43	20	-	-	8	12	45	35	104	71	175
3.	B.Com. Part-III	02	02	-	5	-	-	-	42	13	-	-	10	4	47	17	104	34	138
	Total B.Com.(1 to 3)	06	06	-	18	7	1	-	141	55	4	2	34	24	139	63	337	151	488
4.	B.Com.Hons. Part-I																		
5.	B.Com.Hons. Part-II																		
6.	B.Com.Hons. Part-III																		
	Total Hons. (4 to 6)																		
7.	M.Com. (Previous) - ABST	01	01	-	1	2	1	-	12	8	1	1	2	7	10	15	27	33	60
8.	M.Com. (Final) - ABST	01	01	-	-	2	-	-	9	2	-	-	3	1	6	7	18	12	30
	Total P.G. (7 to 8)	02	02	-	1	4	1	-	21	10	1	1	5	8	16	22	45	45	90
9.	M.Phil. (Commerce)																		
10.	Ph.D. (Commerce)																		
	Total (9 to 10)																		
	GRAND TOTAL	08	08	-	19	11	2	-	162	65	5	3	39	32	155	85	332	196	578

- Note : 1. General/Others = Students Excluding S.C., S.T., O.B.C., M.B.C. & Minority Castes.
 2. Total No. of Sections S= Sanctioned, F= Filled, V= Vacant, Students, B= Boys, G= Girls
 3. In PG Class please mention Total of all the Subjects being taught in the College Previous & Final Separately.



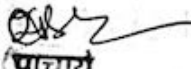
प्राचार्य

 सेठ रंग लाल कोणारी
 राजकीय महाविद्यालय
 राजसमन्व (राज)

Page 13 of 56

S. No.	NAME OF THE CLASS	Total No. of Section			NO. OF STUDENTS ADMITTED														
					S.C.		S.T.		O.B.C.		M.B.C.		MINORITY		General/ Others		Total	Grand Total	
		S	F	V	B	G	B	G	B	G	B	G	B	G	B	G	B	G	
1.	B. Sc. Part-I	01	01	-	12	7	01	01	10	14	7	01	2	01	19	4	51	28	79
2.	B. Sc. Part-II	01	01	-	07	04	-	-	21	11	01	0	0	01	12	8	41	24	65
3.	B. Sc. Part-III	01	01	-	08	03	-	-	21	03	-	-	01	-	7	3	37	09	46
	Total B. Sc. (1 to 3)	03	03	-	27	14	01	01	52	28	08	01	03	02	38	15	129	61	190
4.	B. Sc. Hons. Part-I																		
5.	B. Sc. Hons. Part-II																		
6.	B. Sc. Hons. Part-III																		
	Total Hons. (4 to 6)																		
7.	M. Sc. (Previous)																		
8.	M. Sc. (Final)																		
	Total P.G. (7 to 8)																		
9.	M.Phil. (Sc.)																		
10.	Ph.D. (Sc.)																		
	Total (9 to 10)																		
	GRAND TOTAL	03	03	-	27	14	01	01	52	28	08	01	03	02	38	15	129	61	190

- Note : 1. General/Others = Students Excluding S.C., S.T., O.B.C., M.B.C. & Minority Castes.
 2. Total No. of Sections S= Sanctioned, F= Filled, V= Vacant, Students, B= Boys, G= Girls
 3. In PG Class please mention Total of all the Subjects being taught in the College Previous & Final Separately.


 प्राचार्य
 सेठ रंग लाल कोठारी
 राजकीय महाविद्यालय
 राजसमन्द (राज)

O/C¹³

COLLEGE STATISTICS

[As on 30th September]

ACADEMIC SESSION : 2019-20

Name of the College/Institution : Seth Ranglal Kothari

Govt. College, RAJSAMAND (Raj.)

Postal Address : Near Police Line, N.H. 8,

Rajsamand (Raj.) Pin Code: 313324

Phone (off.)	0	2	9	5	2	-	2	2	1	8	4	0		
Phone (Resi.)														
Fax No.	0	2	9	5	2	-	2	2	1	8	4	0		
E-Mail Address	srkgovtcollege@rajsamand@gmail.com													

Code No. (To be filled at the Directorate of College Education)	
--	--

Dispatch No. & Date (To be filled by the College)	Date of Receipt at the Directorate	Remarks	Signature of Assistant Statistical Officer
6811	03.10.19		

**DIRECTORATE OF COLLEGE EDUCATION
RAJASTHAN, JAIPUR**

PROFORMA-II

ENROLLMENT STATISTICS
(COLLEGE STATISTICS)
(as on 30th September)

Classwise Enrollment (Faculty of Arts)

Proforma-II A

S. No.	NAME OF THE CLASS	Total No. of Section			NO. OF STUDENTS ADMITTED																
					S.C.		S.T.		O.B.C.		S.B.C.		MINORITY		General		EWS		TOTAL		
		S	F	V	B	G	B	G	B	G	B	G	B	G	B	G	B	G	B	G	
1.	B.A. Part-I	04	04	-	59	36	39	16	69	55	37	22	2	1	25	38	1	-	232	168	400
2.	B.A. Part-II	03	03	-	34	32	28	11	73	60	-	1	2	2	30	40	-	-	167	146	313
3.	B.A. Part-III	02	02	-	41	29	29	7	58	77	-	-	-	2	34	45	-	-	162	160	322
	Total B.A. (1 to 3)	09	09	-	134	97	96	34	200	192	37	23	4	5	89	123	1	-	561	474	
4.	B.A. Hons. Part-I																				1035
5.	B.A. Hons. Part-II																				
6.	B.A. Hons. Part-III																				
	Total Hons. (4 to 6)																				
7.	M.A. (Previous)	01	01	-	5	10	3	1	7	13	5	2	-	-	3	7	4	-	27	33	60
8.	M.A. (Final)	01	01	-	6	2	-	-	7	11	1	-	-	1	4	7	-	-	18	21	39
	Total P.G. (7 to 8)	02	02	-	11	12	3	1	14	24	6	2	-	1	7	14	4	-	45	54	99
9.	M.Phil. (Arts)																				
10.	Ph.D. (Arts)																				
	Total (9 to 10)																				
	GRAND TOTAL	11	11	-	145	109	99	35	214	216	43	25	4	6	96	137	5	-	606	528	

Note : 1. General/Others = Students Excluding S.C., S.T., O.B.C., S.B.C. EWS & Minority Castes.
 2. Total No. of Sections S= Sanctioned, F= Filled, V= Vacant, Students, B= Boys, G= Girls
 3. In PG Class please mention Total of all the Subjects being taught in the College Previous & Final Separately.

1124

प्राचार्य
सेठ रंग लाल कोटारी
राजकीय महाविद्यालय
राजसमन्ध (राज)

Classwise Enrollment (Faculty of Commerce)

Proforma-II B

S. No.	NAME OF THE CLASS	Total No. of Section			NO. OF STUDENTS ADMITTED																
					S.C.		S.T.		O.B.C.		S.B.C.		MINORITY		General		EWS		TOTAL		
		S	F	V	B	G	B	G	B	G	B	G	B	G	B	G	B	G			
1.	B.Com. Part-I	02	02	-	8	5	1	1	51	27	3	-	8	7	37	28	1	-	109	68	177
2.	B.Com. Part-II	02	02	-	7	3	2	-	50	25	3	2	12	7	49	20	-	-	123	57	180
3.	B.Com. Part-III	02	02	-	6	4	1	-	41	18	-	2	8	12	47	32	-	-	103	68	171
	Total B.Com. (1 to 3)	06	06	-	21	12	4	1	142	70	6	4	28	26	133	80	1	-	335	193	
4.	B.Com. Hons. Part-I																				528
5.	B.Com. Hons. Part-II																				
6.	B.Com. Hons. Part-III																				
	Total Hons. (4 to 6)																				
7.	M.Com. (Previous) - ABST	01	01	-	4	-	-	-	15	10	3	-	3	4	13	7	1	-	39	21	60
8.	M.Com. (Final) - ABST	01	01	-	1	2	1	-	9	8	-	-	1	4	7	13	-	-	19	27	46
	Total P.G. (7 to 8)	02	02	-	5	2	1	-	24	18	3	-	4	8	20	20	1	-	58	48	106
9.	M.Phil. (Commerce)																				
10.	Ph.D. (Commerce)																				
	Total (9 to 10)																				
	GRAND TOTAL	08	08	-	26	14	5	1	166	88	9	4	32	34	153	100	2	-	393	241	634

- Note : 1. General/Others = Students Excluding S.C., S.T., O.B.C., S.B.C. EWS & Minority Castes.
 2. Total No. of Sections S= Sanctioned, F= Filled, V= Vacant, Students, B= Boys, G= Girls
 3. In PG Class please mention Total of all the Subjects being taught in the College Previous & Final Separately.

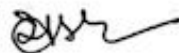
प्राचार्य
 सेठ रंग लाल कोठारी
 राजकीय महाविद्यालय
 राजसमन्द (राज)

Classwise Enrollment (Faculty of Science)

Proforma-II C

S. No.	NAME OF THE CLASS	Total No. of Section			NO. OF STUDENTS ADMITTED																
					S.C.		S.T.		O.B.C.		S.B.C.		MINORITY		General		EWS		TOTAL		
		S	F	V	B	G	B	G	B	G	B	G	B	G	B	G	B	G	B	G	
1.	B. Sc. Part-I	01	01	-	8	11	7	1	17	16	1	3	1	1	11	11	-	-	45	43	88
2.	B. Sc. Part-II	01	01	-	8	2	1	1	11	14	4	1	2	1	14	3	-	-	40	22	62
3.	B. Sc. Part-III	01	01	-	7	3	-	-	19	11	2	-	-	1	12	7	-	-	40	22	62
	Total B. Sc. (1 to 3)	03	03	-	23	16	8	2	47	41	7	4	3	3	37	21	-	-	125	87	212
4.	B. Sc. Hons. Part-I																				
5.	B. Sc. Hons. Part-II																				
6.	B. Sc. Hons. Part-III																				
	Total Hons. (4 to 6)																				
7.	M. Sc. (Previous)																				
8.	M. Sc. (Final)																				
	Total P.G. (7 to 8)																				
9.	M.Phil. (Sc.)																				
10.	Ph.D. (Sc.)																				
	Total (9 to 10)																				
	GRAND TOTAL	03	03	-	23	16	8	2	47	41	7	4	3	3	37	21	-	-	125	87	212

- Note : 1. General/Others = Students Excluding S.C., S.T., O.B.C., S.B.C. EWS & Minority Castes.
 2. Total No. of Sections S= Sanctioned, F= Filled, V= Vacant, Students, B= Boys, G= Girls
 3. In PG Class please mention Total of all the Subjects being taught in the College Previous & Final Separately.



प्राचार्य
 सह रंग लाल कोठारी
 राजकीय महाविद्यालय
 राजसमन्द (राज)

COLLEGE STATISTICS

[As on 30 October]

ACADEMIC SESSION : 2020-21

Name of the College/Institution : Seth Ranglal Kathari
Govt. P.G. College, Rajsamand (Raj.)

Postal Address : Near Police Line, N.H. - 8,
Rajsamand (Raj.) Pin Code: 313324

Phone (off.)	0	2	9	5	2	-	2	2	1	8	4	0						
Phone (Resi.)																		
Fax No.	0	2	9	5	2	-	2	2	1	8	4	0						
E-Mail Address	SRKgovtcollege@rajsamand@gmail.com																	

Code No.
(To be filled at the
Directorate of
College Education)

Dispatch No. & Date (To be filled by the College)	Date of Receipt at the Directorate	Remarks	Signature of Assistant Statistical Officer
8392-3 22/12/2020			

DIRECTORATE OF COLLEGE EDUCATION
RAJASTHAN, JAIPUR

**ENROLLMENT STATISTICS
(COLLEGE STATISTICS)
(as on 30th October)**

Classwise Enrollment (Faculty of Arts)

Proforma-II A

S. No.	NAME OF THE CLASS	Total No. of Section			NO. OF STUDENTS ADMITTED															
					S.C.		S.T.		O.B.C.		S.B.C.		MINORITY		General		EWS		TOTAL	
		S	F	V	B	G	B	G	B	G	B	G	B	G	B	G	B	G		
1.	B.A. Part-I	4	4	-	57	32	41	13	70	57	31	24	-	2	25	41	7	-	231	169
2.	B.A. Part-II	3	3	-	48	32	34	14	56	60	10	5	2	2	16	33	0	-	167	156
3.	B.A. Part-III	2	2	-	36	30	26	11	57	47	16	10	1	1	29	42	-	-	159	141
	Total B.A. (1 to 3)	9	9	-	141	94	101	38	177	164	57	49	3	5	70	116	8	-	557	466
4.	B.A. Hons. Part-I																			
5.	B.A. Hons. Part-II																			
6.	B.A. Hons. Part-III																			
	Total Hons. (4 to 6)																			
7.	M.A. (Previous)	0	0	-	6	2	1	0	7	13	1	2	-	-	3	14	-	2	18	33
8.	M.A. (Final)	0	0	-	9	4	1	1	10	9	-	-	-	-	7	7	-	-	27	21
	Total P.G. (7 to 8)	-	-	-	15	6	2	1	17	22	0	2	-	-	10	21	-	2	45	54
9.	M.Phil. (Arts)																		(99)	
10.	Ph.D. (Arts)																			
	Total (9 to 10)																			
	GRAND TOTAL	11	11	-	158	100	103	39	194	186	58	51	3	5	80	137	8	2	62	520

- Note : 1. General/Others = Students Excluding S.C., S.T., O.B.C., S.B.C. EWS & Minority Castes.
 2. Total No. of Sections S= Sanctioned, F= Filled, V= Vacant, Students, B= Boys, G= Girls
 3. In PG Class please mention Total of all the Subjects being taught in the College Previous & Final Separately.

[Signature]
 प्राचार्य
 सेठ रम
 राज
 रा

O.S.C. - 23


88
88
70
246

Classwise Enrollment (Faculty of Commerce)

Proforma-II B

S. No	NAME OF THE CLASS	Total No. of Section			NO. OF STUDENTS ADMITTED															
					S.C.		S.T.		O.B.C.		S.B.C.		MINORITY		General		EWS		TOTAL	
		S	F	V	B	G	B	G	B	B	B	G	B	G	B	G	B	G		
1.	B.Com. Part-I	2	2	-	8	7	1	1	53	20	3	1	7	9	54	19	-	-	126	57
2.	B.Com. Part-II	2	2	-	7	4	1	0	47	23	2	-	8	7	35	23	1	-	101	57
3.	B.Com. Part-III	2	2	-	5	3	2	-	47	22	2	2	12	7	51	18	-	-	119	52
	Total B.Com. (1 to 3)	6	6	-	20	14	4	1	147	65	7	3	27	23	140	60	1	-	346	166
4.	B.Com. Hons. Part-I																		5	1
5.	B.Com. Hons. Part-II																			
6.	B.Com. Hons. Part-III																			
	Total Hons. (4 to 6)																			
7.	M.Com. (Previous)	1	1	-	4	1	-	-	9	16	0	0	0	2	8	14	-	-	21	33
8.	M.Com. (Final)	1	1	-	4	-	-	-	15	10	-	-	3	2	14	9	-	-	36	21
	Total P.G. (7 to 8)				8	1	-	-	24	26	-	-	3	4	22	23	-	-	57	54
9.	M.Phil. (Commerce)																		1	1
10.	Ph.D. (Commerce)																			
	Total (9 to 10)																			
	GRAND TOTAL	8	8	-	28	15	4	1	171	91	7	3	30	27	162	83	0	1	408	220

- Note :
1. General/Others = Students Excluding S.C., S.T., O.B.C. S.B.C. EWS & Minority Castes.
 2. Total No. of Sections S= Sanctioned, F= Filled, V= Vacant, Students, B= Boys, G= Girls
 3. In PG Class please mention Total of all the Subjects being taught in the College Previous & Final Separately.


 प्राचार्य
 सेट नं. ८
 रा. १०
 नयासमेट

S. No.	NAME OF THE CLASS	Total No. of Section			NO. OF STUDENTS ADMITTED																
					S.C.		S.T.		O.B.C.		S.B.C.		MINORITY		General		EWS		TOTAL		
		S	F	V	B	G	B	G	B	G	B	G	B	G	B	G	B	G			
1.	B. Sc. Part-I	01	01	-	15	14	-	1	10	24	2	4	-	1	2	12	2	1	31	57	88
2.	B. Sc. Part-II	01	01	-	7	10	5	1	14	19	1	2	1	1	13	14	-	-	41	47	88
3.	B. Sc. Part-III	01	01	-	8	2	1	1	9	12	4	1	1	1	15	4	-	-	38	21	59
	Total B. Sc. (1 to 3)	03	03	-	30	26	6	3	33	55	7	7	2	3	30	30	2	1	110	125	
4.	B. Sc. Hons. Part-I																				235
5.	B. Sc. Hons. Part-II																				
6.	B. Sc. Hons. Part-III																				
	Total Hons. (4 to 6)																				
7.	M. Sc. (Previous)																				
8.	M. Sc. (Final)																				
	Total P.G. (7 to 8)																				
9.	M.Phil. (Sc.)																				
10.	Ph.D. (Sc.)																				
	Total (9 to 10)																				
	GRAND TOTAL	03	03	-	30	26	6	3	33	55	7	7	2	3	30	30	2	1	110	125	

- Note :
1. General/Others = Students Excluding S.C., S.T., O.B.C., S.B.C. EWS & Minority Castes.
 2. Total No. of Sections S= Sanctioned, F= Filled, V= Vacant, Students, B= Boys, G= Girls
 3. In PG Class please mention Total of all the Subjects being taught in the College Previous & Final Separately.


प्राचार्य

रंग लाल कोठारी
राजस्थान विश्वविद्यालय
राजस्थान (राज.)

COLLEGE STATISTICS

[As on 30 November]

ACADEMIC SESSION: 2021-22

Name of the College/Institution : Seth Ranglal Kothari
Govt. P.G. College, Rajsamand (Raj)
Postal Address : Near Police line, N.H.-8
Rajsamand (Raj.) Pin Code: 313324

Phone (off.)	0	2	9	5	2	-	2	2	1	8	4	0		
Phone (Resi.)														
Fax No.	0	2	9	5	2	-	2	2	1	8	4	0		
E-Mail Address	Srkgovtcollege rajsamand@gmail.com													

Code No. (To be filled at the Directorate of College Education)	
--	--

Dispatch No. & Date (To be filled by the College)		Date of Receipt at the Directorate	Remarks	Signature of Assistant Statistical Officer
1505-06	DE 07/12/21			

DIRECTORATE OF COLLEGE EDUCATION
RAJASTHAN, JAIPUR

Revised

PROFORMA-II

ENROLLMENT STATISTICS
(COLLEGE STATISTICS)

Revised

(as on 30th October)

Classwise Enrollment (Faculty of Arts)

Proforma-II A

S. No	NAME OF THE CLASS	Total No. of Section			NO. OF STUDENTS ADMITTED																
					S.C.		S.T.		O.B.C.		S.B.C.		MINORITY		General		EWS		TOTAL		
		S	F	V	B	G	B	G	B	G	B	G	B	G	B	G	B	G			
1.	B.A. Part-I				53	49	42	13	64	99	40	20	8	6	25	58	15	6	242	257	493
2.	B.A. Part-II				46	27	28	9	75	61	26	19	-	2	35	49	4	-	242	167	379
3.	B.A. Part-III				44	33	31	13	56	56	10	15	22	2	15	31	1	-	159	150	309
	Total B.A. (1 to 3)				143	109	99	35	195	216	75	54	5	10	75	138	20	6	613	568	
4.	B.A. Hons. Part-I																				1181
5.	B.A. Hons. Part-II																				
6.	B.A. Hons. Part-III																				
	Total Hons. (4 to 6)																				
7.	M.A. (Previous)				5	41	1	-	7	14	4	2	-	-	-	9	-	-	17	29	46
8.	M.A. (Final)				4	1	11	-	7	12	11	2	-	-	3	13	-	2	16	30	46
	Total P.G. (7 to 8)				9	5	2	-	14	26	5	4	-	-	3	22	-	2	33	59	92
9.	M.Phil. (Arts)																				
10.	Ph.D. (Arts)																				
	Total (9 to 10)																				
	GRAND TOTAL				152	114	101	35	269	242	81	58	5	10	78	160	20	8	646	627	1273

- Note : 1. General/Others = Students Excluding S.C., S.T., O.B.C., S.B.C. EWS & Minority Castes.
 2. Total No. of Sections S= Sanctioned, F= Filled, V= Vacant, Students, B= Boys, G= Girls
 3. In PG Class please mention Total of all the Subjects being taught in the College Previous & Final Separately.

Prasanna
 प्राचार्य
 सेठ संजय प्रकाश
 राजकीय विश्वविद्यालय
 राजसमन्वय (राज) ४४

Revised
Revised

Classwise Enrollment (Faculty of Commerce)

Proforma-II B

S. No	NAME OF THE CLASS	Total No. of Section			NO. OF STUDENTS ADMITTED																
					S.C.		S.T.		O.B.C.		S.B.C.		MINORITY		General		EWS		TOTAL		
		S	F	V	B	G	B	G	B	G	B	G	B	G	B	G	B	G			
1.	B.Com Part-I				92	-	-	76	30	4	1	13	9	33	19	1	-	136	61	197	
2.	B.Com Part-II				67	10	50	19	2	1	6	8	54	18	-	-	119	53	172		
3.	B.Com Part-III				74	1	45	26	3	-	8	6	29	21	1	-	94	57	151		
	Total B.Com (1 to 3)				221	13	2-	171	95	9	2	27	23	116	58	2-	349	171	520		
4.	B.Com Hons. Part-I																				
5.	B.Com Hons. Part-II																				
6.	B.Com Hons. Part-III																				
	Total Hons. (4 to 6)																				
7.	M.Com. (Previous)				11	2	=	=	15	8	=	=	3	11	6	11	2	1	27	13	40
8.	M.Com. (Final)				4	1	-	-	7	4	-	-	2	7	13	-	-	18	30	48	
	Total P.G. (7 to 8)				5	3	-	-	22	22	-	-	3	3	13	14	2	1	45	43	88
9.	M.Phil. (Commerce)																				
10.	Ph.D. (Commerce)																				
	Total (9 to 10)																				
	GRAND TOTAL				27	16	22	-	193	97	9	2	30	26	129	72	4	1	394	214	608

- Note:
1. General/Others = Students Excluding S.C., S.T., O.B.C., S.B.C. EWS & Minority Castes.
 2. Total No. of Sections S= Sanctioned, F= Filled, V= Vacant, Students, B= Boys, G= Girls
 3. In PG Class please mention Total of all the Subjects being taught in the College Previous & Final Separately.

[Handwritten Signature]

प्राचार्य
 सेट संख्या - 1000
 राजकीय - 10
 राजकीय - 10

Revised ~~Revised~~

Classwise Enrollment (Faculty of Science)

Proforma-II C

S. No	NAME OF THE CLASS	Total No. of Section			NO. OF STUDENTS ADMITTED																
					S.C.		S.T.		O.B.C.		S.B.C.		MINORITY		General		EWS		TOTAL		
		S	F	V	B	G	B	G	B	G	B	G	B	G	B	G	B	G			
1.	B. Sc. Part-I				8	18	1	-	11	17	-	3	-	3	5	11	3	4	28	36	84
2.	B. Sc. Part-II				13	8	-	1	10	20	11	4	-	1	2	8	2	1	28	43	71
3.	B. Sc. Part-III				7	10	5	11	14	19	1	2	11	13	14	-	-	4	1	47	88
	Total B. Sc. (1 to 3)				28	36	6	2	35	56	2	9	1	5	20	33	5	5	97	146	243
4.	B. Sc. Hons. Part-I																				
5.	B. Sc. Hons. Part-II																				
6.	B. Sc. Hons. Part-III																				
	Total Hons. (4 to 6)																				
7.	M. Sc. (Previous)																				
8.	M. Sc. (Final)																				
	Total P.G. (7 to 8)																				
9.	M.Phil. (Sc.)																				
10.	Ph.D. (Sc.)																				
	Total (9 to 10)																				
	GRAND TOTAL				28	36	6	2	35	56	2	9	1	5	20	33	5	5	97	146	243

- Note :
1. General/Others = Students Excluding S.C., S.T., O.B.C., S.B.C. EWS & Minority Castes.
 2. Total No. of Sections S= Sanctioned, F= Filled, V= Vacant, Students, B= Boys, G= Girls
 3. In PG Class please mention Total of all the Subjects being taught in the College Previous & Final Separately.

[Signature]

प्राचार्य
 सेठ रंग लाल
 राजकी
 राजसम