

S.N.K.P. Govt. College, Neemkathana

STUDENT SATISFACTION SURVEY (TEACHING LEARNING PROCESS) SURVEY YEAR - 2019-20

* Required

1. Email *

2. Please confirm this is the first and only time you answer this survey.

Mark only one oval.

Yes

No

3. Gender

Mark only one oval.

Male

Female

4. What degree Program are you pursuing now ?

Mark only one oval.

Bachelor's

Master's

5. What subject area are you currently pursuing ?

Mark only one oval.

Arts

Science

Commerce

6. 1. How much of the syllabus was covered in the class ?

Mark only one oval.

- (4). 85 to 100%
- (3). 70 to 84%
- (2). 55 to 69%
- (1). 30 to 54%
- (0). Below 30%

7. 2. How well did the teachers prepare for the classes?

Mark only one oval.

- (4). Thoroughly
- (3). Satisfactorily
- (2). Poorly
- (1). Indifferently
- (0). Won't teach at all

8. 3. How well were the teachers able to communicate?

Mark only one oval.

- (4). Always effective
- (3). Sometimes effective
- (2). Just satisfactorily
- (1). Generally ineffective
- (0). Very poor communication

9. 4. The teacher's approach to teaching can best be described as :

Mark only one oval.

- (4). Excellent
- (3). Very good
- (2). Good
- (1). Fair
- (0). Poor

10. 5. Fairness of the internal evaluation process by the teachers.

Mark only one oval.

- (4). Always fair
- (3). Usually fair
- (2). Sometimes unfair
- (1). Usually unfair
- (0). Unfair

11. 6. Was your performance in assignments discussed with you?

Mark only one oval.

- (4). Every time
- (3). Usually
- (2). Occasionally/Sometimes
- (1). Rarely
- (0). Never

12. 7. The institute takes active interest in promoting internship, student exchange, field visit opportunities for students.

Mark only one oval.

- (4). Regularly
- (3). Often
- (2). Sometimes
- (1). Rarely
- (0). Never

13. 8. The teaching and mentoring process in your institution facilitates you in cognitive, social and emotional growth.

Mark only one oval.

- (4). Significantly
- (3). Very well
- (2). Moderately
- (1). Marginally
- (0). Not at all

14. 9. The institution provides multiple opportunities to learn and grow.

Mark only one oval.

- (4). Strongly agree
- (3). Agree
- (2). Neutral
- (1). Disagree
- (0). Strongly disagree

15. 10. Teachers inform you about your expected competencies, course outcomes and programme outcomes.

Mark only one oval.

- (4). Every time
- (3). Usually
- (2). Occasionally/Sometimes
- (1). Rarely
- (0). Never

16. 11. Your mentor does a necessary follow-up with an assigned task to you.

Mark only one oval.

- (4). Every time
- (3). Usually
- (2). Occasionally/Sometimes
- (1). Rarely
- (0). I don't have a mentor

17. 12. The teachers illustrate the concepts through examples and applications.

Mark only one oval.

- (4). Every time
- (3). Usually
- (2). Occasionally/Sometimes
- (1). Rarely
- (0). Never

18. 13. The teachers identify your strengths and encourage you with providing right level of challenges.

Mark only one oval.

- (4). Fully
- (3). Reasonably
- (2). Partially
- (1). Slightly
- (0). Unable to

19. 14. Teachers are able to identify your weaknesses and help you to overcome them.

Mark only one oval.

- (4). Every time
- (3). Usually
- (2). Occasionally/Sometimes
- (1). Rarely
- (0). Never

20. 15. The institution makes effort to engage students in the monitoring, review and continuous quality improvement of the teaching learning process.

Mark only one oval.

- (4). Strongly agree
- (3). Agree
- (2). Neutral
- (1). Disagree
- (0). Strongly disagree

21. 16. The institute/ teachers use student centric methods, such as experiential learning, participative learning and problem solving methodologies for enhancing learning experiences.

Mark only one oval.

- (4). To a great extent
- (3). Moderate
- (2). Some what
- (1). Very little
- (0). Not at all

22. 17. Teachers encourage you to participate in extracurricular activities.

Mark only one oval.

- (4). Strongly agree
- (3). Agree
- (2). Neutral
- (1). Disagree
- (0). – Strongly disagree

23. 18. Efforts are made by the institute/ teachers to inculcate soft skills, life skills and employ ability skills to make you ready for the world of work.

Mark only one oval.

- (4). To a great extent
- (3). Moderate
- (2). Some what
- (1). Very little
- (0). Not at all

24. 19. What percentage of teachers use ICT tools such as LCD projector, Multimedia, etc. while teaching.

Mark only one oval.

- (4). Above 90%
- (3). 70 – 89%
- (2). 50 – 69%
- (1). 30 – 49%
- (0). Below 29%

25. 20. The overall quality of teaching-learning process in your institute is very good.

Mark only one oval.

- (4). Strongly agree
- (3). Agree
- (2). Neutral
- (1). Disagree
- (0). Strongly disagree

26. 21. Give three observation / suggestions to improve the overall teaching – learning experience in your institution.

This content is neither created nor endorsed by Google.

Google Forms

STUDENT SATISFACTION SURVEY (TEACHING LEARNING PROCESS) SURVEY YEAR - 2019-20

S.No.	Name	Email Address	Gender	What degree Program are you pursuing now ?	What subject area are you currently pursuing ?
1	Rahul	rahul2003ktp@gmail.com	Male	Bachelor's	Science
2	Parmila Jakhar	parmilajak@gmail.com	Female	Bachelor's	Science
3	Vikash Saini	vikashsaini940991@gmail.com	Male	Bachelor's	Science
4	Ravindra	ravindra16082000@gmail.com	Male	Bachelor's	Science
5	Sunil Kumar	sknkt001@gmail.com	Male	Master's	Arts
7	Vikash Verma	vikashvermarda@gmail.com	Male	Bachelor's	Science
8	Vikash Saini	vikashsaini940991@gmail.com	Male	Bachelor's	Science
9	Mohit Kumar Ghoslya	mohitkumarghoslya@gmail.com	Male	Bachelor's	Science
10	Vikram Agarwal	vkagarwal756@gmail.com	Male	Bachelor's	Commerce
11	Rahul Kumar Verma	vermarahulkumar15@gmail.com	Male	Bachelor's	Arts
12	Mansi Sharma	sharmamansi8058@gmail.com	Female	Bachelor's	Arts
13	Shahnaj Bano	shahnajbano2030@gmail.com	Female	Bachelor's	Arts
14	Reetu Saini	reetusaini7374@gmail.com	Female	Bachelor's	Arts
15	Karan Singh	Karansingh22062002@gmail.com	Male	Bachelor's	Arts
16	Minakshi Chahar	minakshichahar2080@gmail.com	Female	Bachelor's	Arts
17	Jitendra Gurjar	jgurjar4@gmail.com	Female	Master's	Arts
18	Pooja Choudhary	poojachoudharychala@gmail.com	Female	Bachelor's	Arts
19	Seema Saini	seemasaininmk1@gmail.com	Female	Bachelor's	Science
20	Anita Gurjar	ag3220428@gmail.com	Female	Bachelor's	Arts
21	Pooja Sharma	ps0360271@gmail.com	Female	Bachelor's	Science
22	Nisha	nishanisha73664@gmail.com	Female	Bachelor's	Science
23	Neha Mitawa	mitawaneha5060@gmail.com	Female	Bachelor's	Science
24	Surendra	surendra10702@gmail.com	Male	Bachelor's	Science
25	Netram Verma	vermanetram18122001@gmail.com	Male	Bachelor's	Science
26	Kirti	kirtinkt21@gmail.com	Female	Bachelor's	Science
27	Poonam Verma	pverma0211@gail.com	Female	Bachelor's	Science
28	Rishabh Jakhar	rishabhjakhar2000@gmail.com	Male	Bachelor's	Science
29	Ankit Saini	sainiankit12032000@gmail.com	Male	Bachelor's	Science
30	Sumit Raipuriya	sumitraipuriya230@gmail.com	Male	Bachelor's	Science
31	Deshraj	deshraj882411@gmail.com	Male	Bachelor's	Science
32	Priya Meena	meenapriya796@gmail.com	Female	Bachelor's	Science
33	Devendra	devendra30042002@gmail.com	Male	Bachelor's	Science
34	Kajal Kuri	kajalkuri2001@gmail.com	Female	Bachelor's	Science
35	Aditya Saini	adityasaini037@gmail.com	Male	Bachelor's	Science
36	Pramod Jatiwal	jatiwalpramod.in@gmail.com	Male	Master's	Arts
37	Renu Kharra	renukharra8@gmail.com	Female	Master's	Arts
38	Rajesh Kumar	rajpk0192@gmail.com	Male	Bachelor's	Science

STUDENT SATISFACTION SURVEY (TEACHING LEARNING PROCESS) SURVEY YEAR - 2019-20

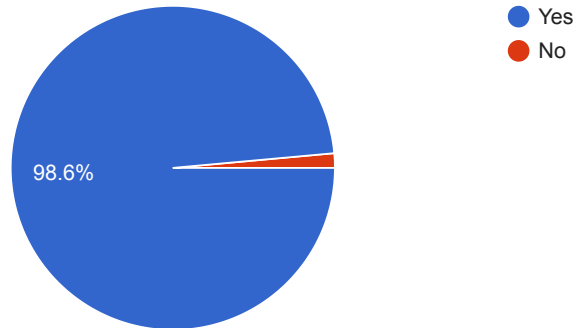
S.No.	Name	Email Address	Gender	What degree Program are you pursuing now ?	What subject area are you currently pursuing ?
39	Sandeep	san332716@gmail.com	Male	Bachelor's	Science
40	Nitin Kumar Chandela	nk.chandela.0786@gmail.com	Male	Bachelor's	Arts
41	Rakesh	motorola5gphone@gmail.com	Male	Bachelor's	Science
42	Deepak	sanderphura2018@gmail.com	Male	Bachelor's	Science
43	Ajay	ajay143625@gmail.com	Male	Bachelor's	Arts
44	Suryadeep Kumar	suryadeepkumar30@gmail.com	Male	Bachelor's	Science
45	Neha Yadav	nehayadav141002@gmil.com	Female	Master's	Science
46	Kundan Singh Shekhawat	shekhawatkundansingh90@gmail.com	Male	Bachelor's	Science
47	Sunil	sunil9783881896@gmail.com	Male	Bachelor's	Science
48	Sunil	4313sunil@gmail.com	Male	Bachelor's	Science
49	Sneha Goyal	snehagoyal21999@gmail.com	Female	Master's	Commerce
50	Sunil Sharma	ss1362001@gmail.com	Male	Bachelor's	Commerce
51	Shakti	772807shakti@gmail.com	Male	Bachelor's	Science
52	Pintu Singhal	pintusinghal81@gmail.com	Male	Bachelor's	Science
53	Shankar Lal Saini	shankarlalsaini171997@gmail.com	Male	Master's	Arts
54	Rajkumar Meena	rajkmeena803@gmail.com	Male	Bachelor's	Science
55	Shish Ram Katariya	shishramkatariya229@gmail.com	Male	Bachelor's	Science
56	Rahul Kharra	rahulkharra2000@gmail.com	Male	Master's	Science
57	Virendra Singh	virendrasingh77333@gmail.co	Male	Bachelor's	Science
58	Madhubala	mbsrp7734@gmail.com	Female	Bachelor's	Science
59	Pradeep Kumar	pradeepkumar9310092@gmail.com	Male	Master's	Commerce
60	Abhishek Binwal	abhishekinbinwal7777@gmail.com	Male	Bachelor's	Science
61	Ravina Kumawat	ravinakumawat671@gmail.com	Female	Bachelor's	Science
62	Surendra Nimoriya	nimoriyasurendra349@gmail.com	Male	Bachelor's	Science
63	Rohit Sahal	rohitsahal6367@gmail.com	Male	Bachelor's	Science
64	Yogesh	yogeshs1709@gmail.com	Male	Bachelor's	Arts
65	Amit Kuri	amitkuri1508@gmail.com	Male	Bachelor's	Science
66	Vipin Kumar Sahal	vipinkumarsahal87@gmail.com	Male	Bachelor's	Science
67	Akash Kumar Gajraj	gajrajak4@gmail.com	Male	Bachelor's	Science
68	Praveen Chouhan	chouhanpraveen968@gmail.com	Male	Master's	Arts
69	Vijay	v853985@gmail.com	Male	Bachelor's	Arts
70	Hitesh Kumawat	hiteshkumawatrp2001@gmail.com	Male	Bachelor's	Science
71	Shashikant Sharma	shashikantsharma83067@gmail.com	Male	Bachelor's	Science
72	Sangeeta Verma	sangeetavermankt01@gmail.com	Female	Bachelor's	Science
73	Abhishek	abhishekharipura@gmail.com	Male	Bachelor's	Science
74	Amit Verma	amitvermankt63@gmail.com	Male	Bachelor's	Science
75	Pankaj Sahal	pankajsahal2002@gmail.com	Male	Bachelor's	Science

S.N.K.P. Govt. College, Neemkathana

75 responses

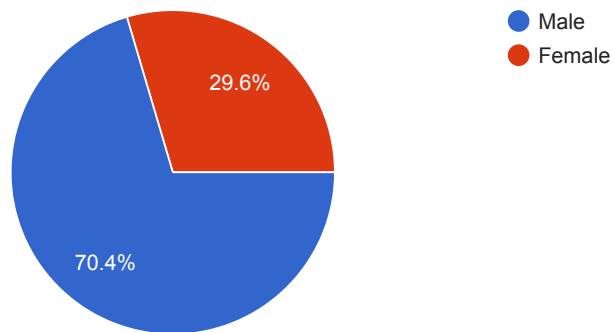
Please confirm this is the first and only time you answer this survey.

69 responses



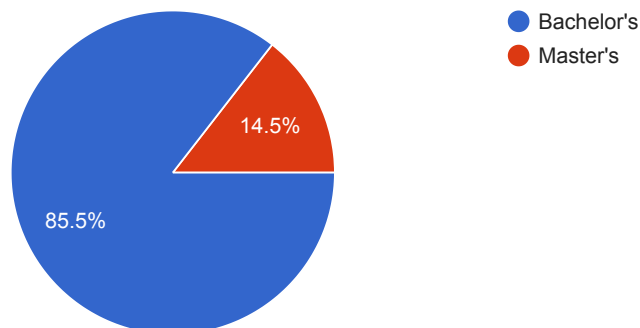
Gender

71 responses



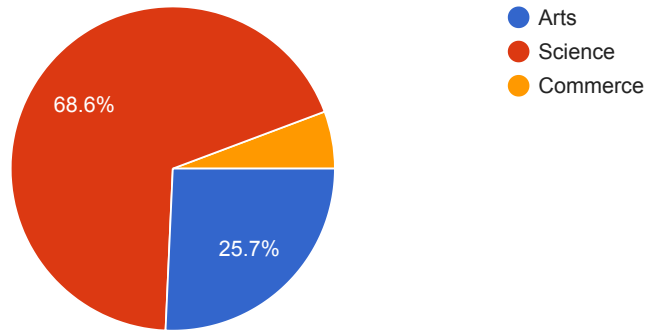
What degree Program are you pursuing now ?

69 responses



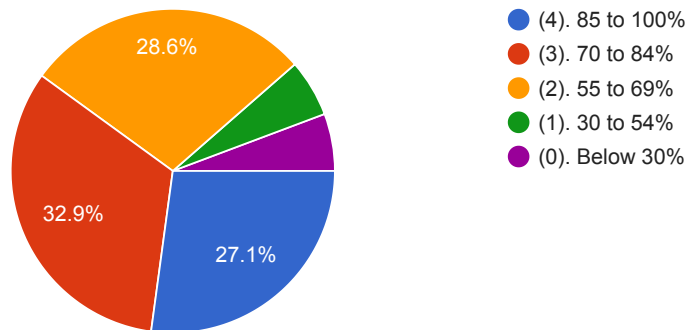
What subject area are you currently pursuing ?

70 responses



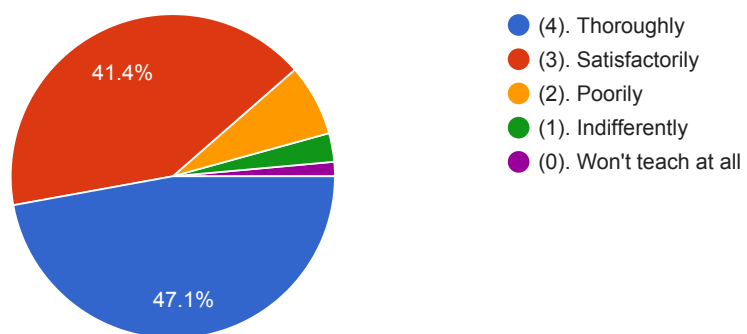
1. How much of the syllabus was covered in the class ?

70 responses



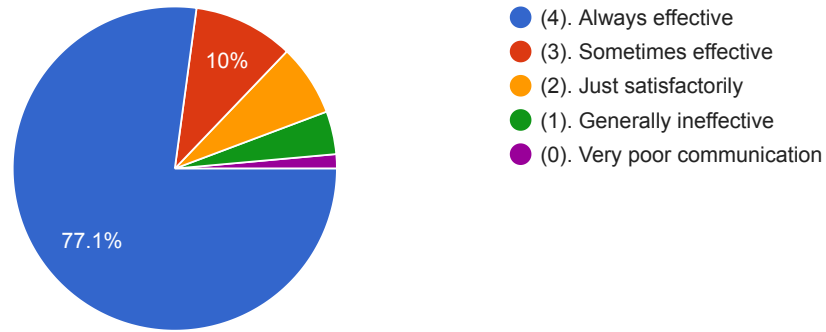
2. How well did the teachers prepare for the classes?

70 responses



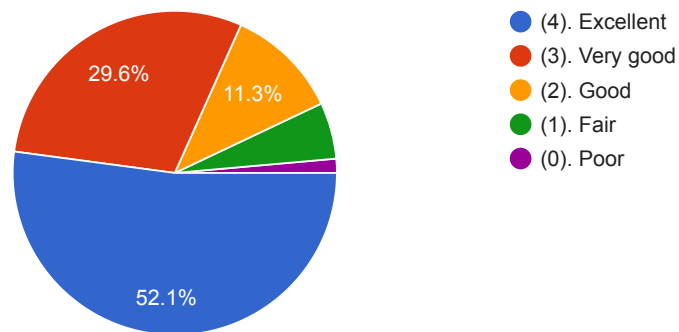
3. How well were the teachers able to communicate?

70 responses



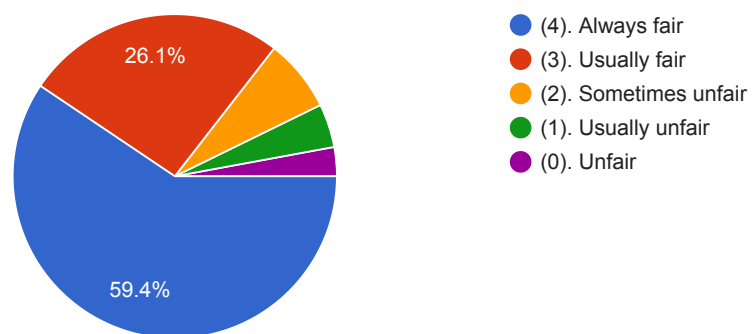
4. The teacher's approach to teaching can best be described as :

71 responses



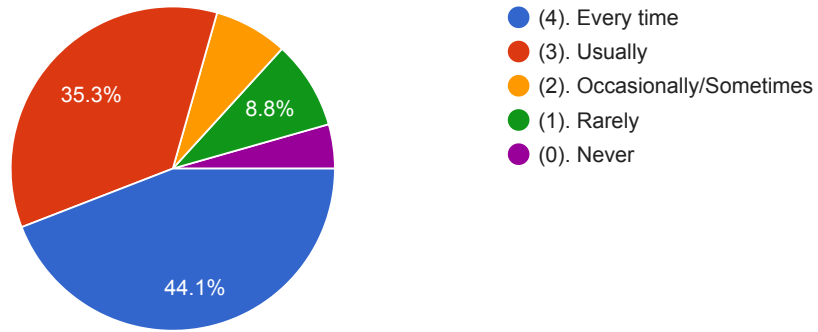
5. Fairness of the internal evaluation process by the teachers.

69 responses



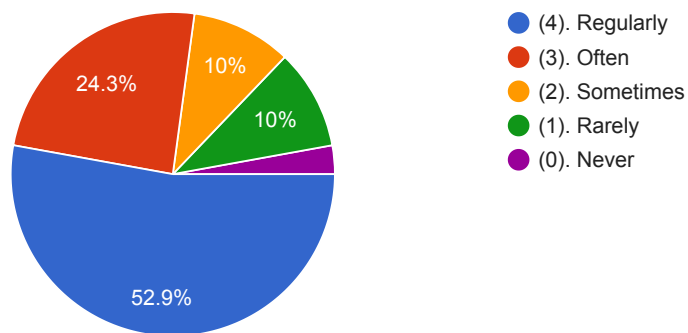
6. Was your performance in assignments discussed with you?

68 responses



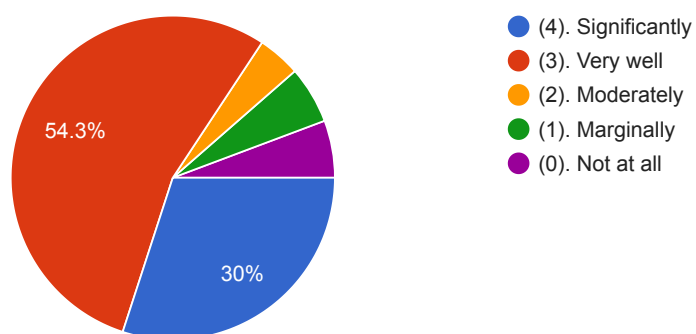
7. The institute takes active interest in promoting internship, student exchange, field visit opportunities for students.

70 responses



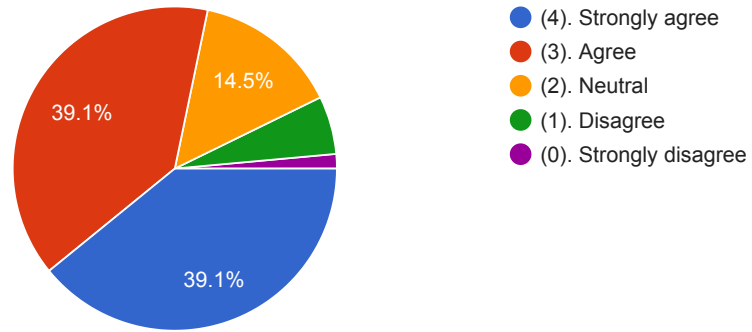
8. The teaching and mentoring process in your institution facilitates you in cognitive, social and emotional growth.

70 responses



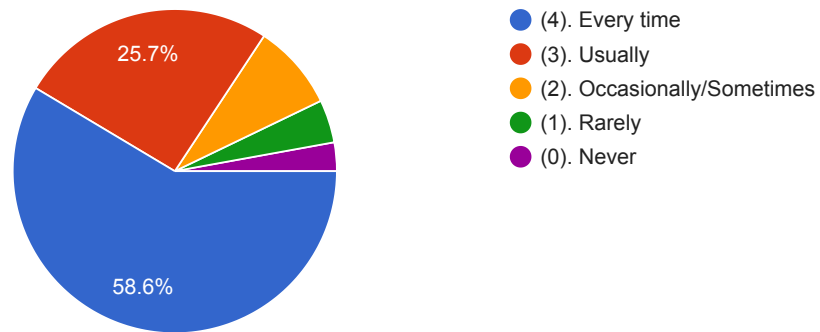
9. The institution provides multiple opportunities to learn and grow.

69 responses



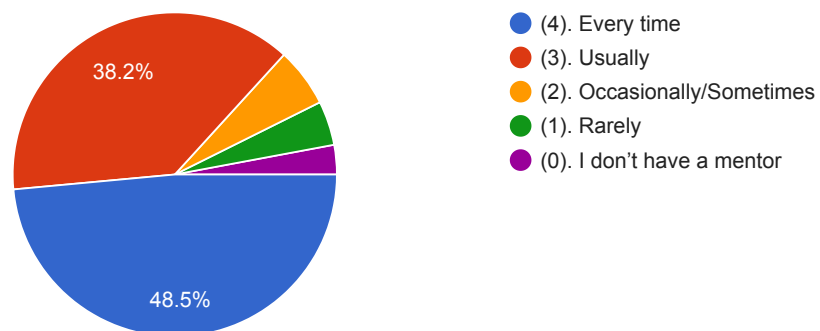
10. Teachers inform you about your expected competencies, course outcomes and programme outcomes.

70 responses



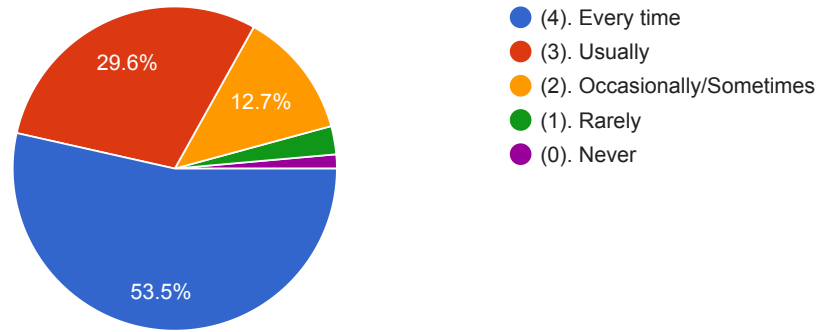
11. Your mentor does a necessary follow-up with an assigned task to you.

68 responses



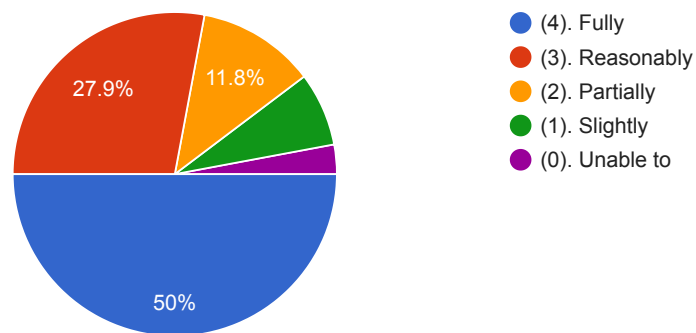
12. The teachers illustrate the concepts through examples and applications.

71 responses



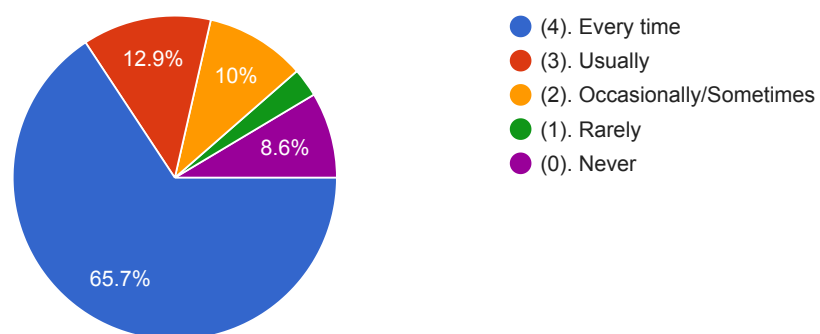
13. The teachers identify your strengths and encourage you with providing right level of challenges.

68 responses



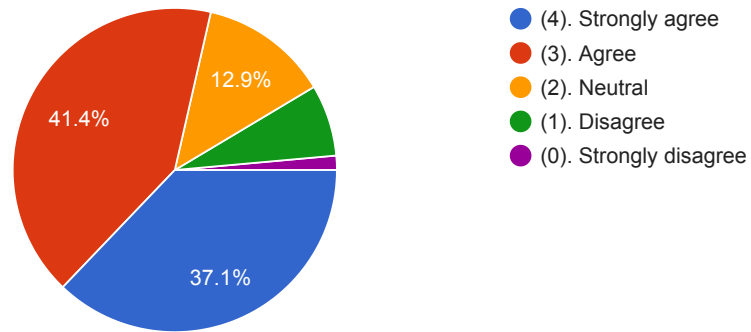
14. Teachers are able to identify your weaknesses and help you to overcome them.

70 responses



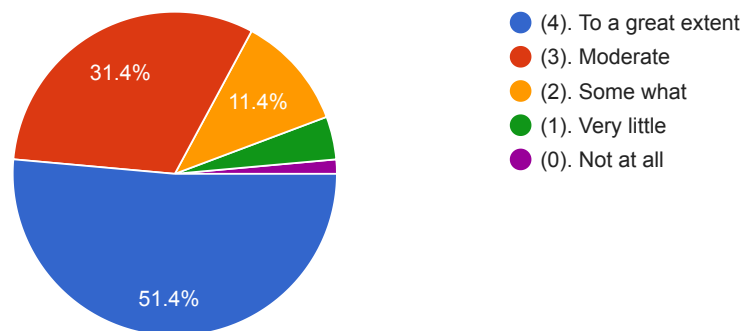
15. The institution makes effort to engage students in the monitoring, review and continuous quality improvement of the teaching learning process.

70 responses



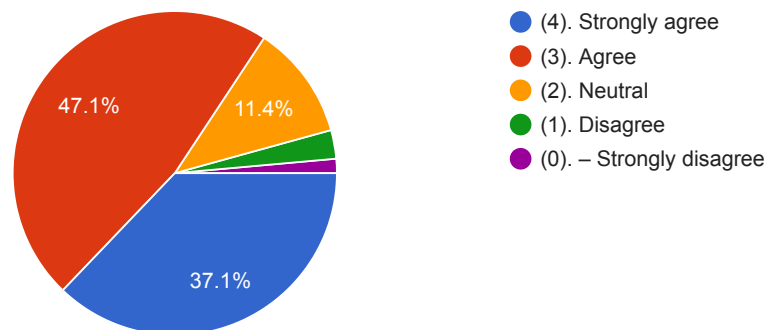
16. The institute/ teachers use student centric methods, such as experiential learning, participative learning and problem solving methodologies for enhancing learning experiences.

70 responses



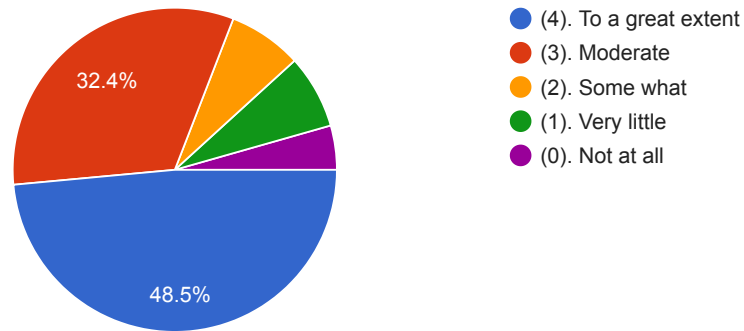
17. Teachers encourage you to participate in extracurricular activities.

70 responses



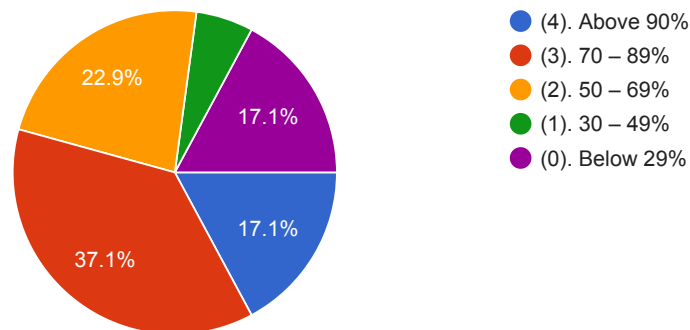
18. Efforts are made by the institute/ teachers to inculcate soft skills, life skills and employ ability skills to make you ready for the world of work.

68 responses



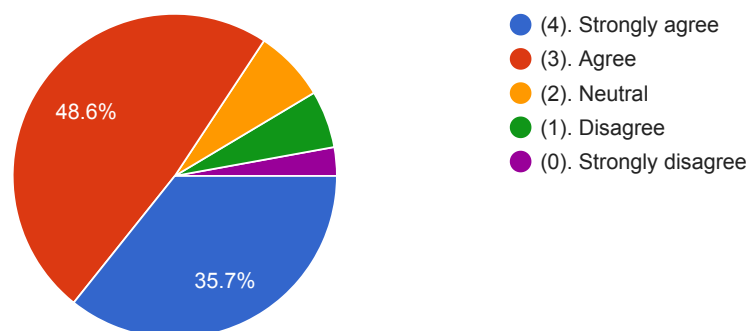
19. What percentage of teachers use ICT tools such as LCD projector, Multimedia, etc. while teaching.

70 responses



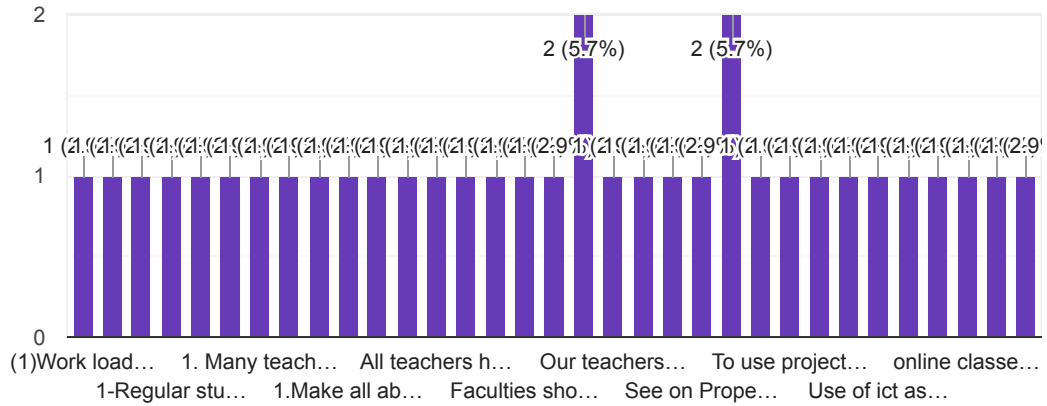
20. The overall quality of teaching-learning process in your institute is very good.

70 responses



21. Give three observation / suggestions to improve the overall teaching – learning experience in your institution.

35 responses



This content is neither created nor endorsed by Google. [Report Abuse](#) - [Terms of Service](#) - [Privacy Policy](#).

Google Forms

