


GOVERNMENT OF RAJASTHAN
BOARD OF TECHNICAL EDUCATION RAJASTHAN
JODHPUR

SEMESTER SCHEME-2020-21

(SESSION 2021-2022 & ONWARDS)



TEACHING AND EXAMINATION SCHEME
AND SYLLABUS

COSTUME DESIGN AND DRESS MAKING

(CD)

.....
Curriculum Development Cell
Board of Technical Education, Rajasthan
W-6 Residency Road,
Jodhpur

GOVERNMENT OF RAJASTHAN
BOARD OF TECHNICAL EDUCATION RAJASTHAN, JODHPUR
TEACHING AND EXAMINATION SCHEME
FOR DIPLOMA I SEMESTER (COSTUME DESIGN AND DRESS MAKING)(CDDM)
SESSION 2020-2021& ONWARDS

Subject Code	Subject	Distribution of Time				Distribution of Max. Marks/ Duration							Total Marks	Credits
		Hours per week				End Semester Exam.			Internal Assessment					
		L	T	P	Tot	TH	Hrs.	PR	Hrs.	CT	TU	PR(S)		
*CD 1001	Communication Skills in English-I	1	--	--	1	60	3	--	--	40	--	--	100	1.0
*CD 1002	Computer Applications-I	2	--	--	2	60	3	--	--	40	--	--	100	2.0
^s CD 1003	Apparel machinery and Equipments	3	1	--	4	60	3	--	--	20	20	--	100	4.0
^s CD 1004	Drafting & Garment Construction-I	2	--	--	2	60	3	--	--	40	--	--	100	2.0
^s CD 1005	Market Research & Analysis Lab	--	--	3	3	--	--	40	3	--	--	60	100	1.5
^s CD 1006	Fashion Illustrations-I Lab	--	--	5	5	--	--	40	6	--	--	60	100	2.5
^s CD 1007	Basic Sewing Techniques-I	--	--	3	3	--	--	40	6	--	--	60	100	1.5
*CD 1008	Communication Skills in English-I Lab	--	--	2	2	--	--	40	3	--	--	60	100	1.0
*CD 1009	Computer Applications-I Lab	--	--	3	3	--	--	40	3	--	--	60	100	1.5
^s CD 1010	Drafting & Garment Construction-I Lab	--	--	8	8	--	--	40	6	--	--	60	100	4.0
*CD1111	Anandam (Joy of Giving)	--	--	1	1	--	--	--	--	--	--	100	100	2.0
	Students Centered Activities	--	--	2	2	--	--	--	--	--	--	--	--	-
	Total	8	1	27	36	240		240		140	20	460	1100	23.0
	Grand Total												1100	23.0

1. L : Lecture
2. T : Tutorial
3. P : Practical
4. TH : Marks for End Semester Exam for Theory
5. PR : Marks for End Semester Exam for Practical
6. CT : Marks for class tests (Internal Assessment)
7. TU : Marks for tutorials (Internal Assessment)
8. PR(S) : Marks for practical and viva (Internal Assessment)

1. *CD 1001, *CD 1002, *CD 1008, *CD 1009 and *CD1111 are same in all Branches of Non Engineering.

2. ^sCD 1003, ^sCD 1004, ^sCD 1005, ^sCD 1006, ^sCD, ^s1007 and ^sCD1010 are same as in FS 1003, FS 1004, FS 1005, FS 1006, FS 1007 and FS 1010 respectively

Two weeks Induction Programme for students to be offered right at the start of First Semester.

Induction Programme includes 1. Creative Arts 2. Universal Human Values 3. Literary 4. Proficiency Modules 5. Lectures by Eminent Persons 6. Visits to City / Nearby Industries 7. Familiarization to Department / Branch / Exhibition room.

Anandam (Joy of Giving): In addition to the practical of one hour every week, students will have to do activities at home and college after college hours * **Students Centered Activities include** 1. Expert lectures/ practice sessions on technical topics of common interest 2. Personality development 3. Human values

4. Industrial visits 5. Art of living 6. Environmental issues 7. Quiz programs 8. Interview techniques 9. Greening and cleaning of campus . 10. Disaster Management Techniques etc. Student Centered Activities will be graded as A, B, C & D on the basis of attendance and interest of the student in learning.

GOVERNMENT OF RAJASTHAN
BOARD OF TECHNICAL EDUCATION RAJASTHAN, JODHPUR
TEACHING AND EXAMINATION SCHEME
FOR DIPLOMA II SEMESTER (COSTUME DESIGN AND DRESS MAKING)(CDDM)
SESSION 2020-2021& ONWARDS

Subject Code	Subject	Distribution of Time				Distribution of Max. Marks/ Duration							Total Marks	Credits
		Hours per week				Board's Exam.				Sessionals				
		L	T	P	Tot	TH	Hrs.	PR	Hrs.	CT	TU	PR(S)		
*CD 2001	Communication Skills in English-II	1	--	--	1	60	3	--	--	40	--	--	100	1.0
*CD 2002	Computer Applications-II	2	--	--	2	60	3	--	--	40	--	--	100	2.0
^s CD 2003	Basics Of fashion	3	1	--	4	60	3	--	--	20	20	--	100	4.0
^s CD 2004	Drafting & Garment Construction-II	2	--	--	2	60	3	--	--	40	--	--	100	2.0
^s CD 2005	Surface Ornamentation Lab	--	--	4	4	--	--	40	6	--	--	60	100	2.0
^s CD 2006	Fashion Illustrations-II Lab	--	--	4	4	--	--	40	6	--	--	60	100	2.0
^s CD 2007	Basic Sewing Techniques-II Lab	--	--	3	3	--	--	40	6	--	--	60	100	1.5
*CD 2008	Communication Skills in English-II Lab	--	--	2	2	--	--	40	3	--	--	60	100	1.0
*CD 2009	Computer Applications-II Lab	--	--	3	3	--	--	40	3	--	--	60	100	1.5
^s CD 2010	Drafting & Garment Construction-II Lab	--	--	8	8	--	--	40	6	--	--	60	100	4.0
*CD 2111	Anandam (Joy of Giving)	--	--	1	1	--	--	--	--	--	--	100	100	2.0
	Students Centered Activities	--	--	2	2	--	--	--	--	--	--	--	--	-
	Total	8	1	27	36	240		240		140	20	460	1100	23.0
Grand Total :												1100	23.0	

1. L : Lecture
 2. T : Tutorial
 3. P : Practical
 4. TH : Marks for End Semester Exam for Theory
 5. PR : Marks for End Semester Exam for Practical
 6. CT : Marks for class tests (Internal Assessment)
 7. TU : Marks for tutorials (Internal Assessment)
 8. PR(S) : Marks for practical and viva (Internal Assessment)

1. *CD 2001, *CD 2002, *CD 2008, *CD 2009 and *CD 2111 are same in all Branches of Non Engineering.

2. ^sCD 2003, ^sCD 2004, ^sCD 2005, ^sCD 2006, ^sCD 2007 and ^sCD 2010 are same as in FS 2003, FS 2004, FS 2005, FS 2006, FS 2007 and FS 2010 respectively

Anandam (Joy of Giving): In addition to the practical of one hour every week, students will have to do activities at home and college after college hours.

Student Centered Activities include 1. Expert lectures/ practice sessions on technical topics of common interest 2. Personality development 3. Human values

4. Industrial visits 5. Art of living 6. Environmental issues 7. Quiz programs 8. Interview techniques 9. Greening and cleaning of campus etc. 10. Disaster Management Techniques Student Centered Activities will be graded as A, B, C & D on the basis of attendance and interest of the student in learning.

NOTE: Students will go for one month (24 Working Days) Summer Internship in the Summer Vacations after Second Semester. The Assessment of the Summer Internship will be done in Third Semester.

GOVERNMENT OF RAJASTHAN
BOARD OF TECHNICAL EDUCATION RAJASTHAN, JODHPUR
TEACHING AND EXAMINATION SCHEME
(SEMESTER SCHEME-2020-21)
FOR DIPLOMA **III SEMESTER (COSTUME DESIGN AND DRESS MAKING) (CD)**
SESSION 2021-2022 & ONWARDS

Subject Code	Subject	Distribution of Time				Distribution of Max. Marks/ Duration							Total Marks	Credits
		Hours per week				End Semester Exam.			Internal Assessment					
		L	T	P	Tot	TH	Hrs.	PR	Hrs.	CT	TU/ Assi.	PR(S)		
*CD 3001	Environmental Studies-I	2	--	--	2	60	3	--	---	20	20	--	100	2.0
CD 3002	Fabric Studies-I	5	--	--	5	60	3	--	---	20	20	--	100	5.0
CD 3003	Historic Costumes	5	--	--	5	60	3	--	---	20	20	---	100	5.0
CD 3004	Drafting & Garment Construction-III	3	--	--	3	60	3	--	---	20	20	---	100	3.0
CD 3005	Advanced Fashion Illustration-I Lab	--	--	4	4	--	--	40	6	--	--	60	100	2.0
CD 3006	Fabric Artistry-I Lab	--	--	4	4	--	--	40	6	--	--	60	100	2.0
CD 3007	Computer Aided Design -I Lab	--	--	2	2	--	--	40	6	--	--	60	100	1.0
CD 3008	Drafting & Garment Construction-III Lab	--	--	6	6	--	--	40	6	--	--	60	100	3.0
*CD 3009	Environmental Studies-I Lab	--	--	2	2	--	--	40	--	--	--	60	100	1.0
CD 3010	Summer Internship-I (4 Weeks after II Semester)	--	--	--	--	--	--	100	--	--	--	--	100	2.0
*CD3333	Anandam (Joy of Giving)	--	--	1	1	--	--	--	--	--	--	100	100	2.0
	Students Centered Activities	--	--	2	2	--	--	--	--	--	--	--	--	-
	Total	15	--	21	36	240	--	300	--	80	80	400	1100	28.0
Grand Total :												1100	28.0	

- | | |
|--|---|
| 1. L : Lecture | 5. PR : Marks for End Semester Exam for Practical |
| 2. T : Tutorial | 6. CT : Marks for class tests (Internal Assessment) |
| 3. P : Practical | 7. TU/Assi : Marks for tutorials/Assignment (Internal Assessment) |
| 4. TH : Marks for End Semester Exam for Theory | 8. PR(S) : Marks for practical and viva (Internal Assessment) |

*CD 3001, *CD 3009 and *CD 3333 are same in all Branches of Non Engineering

Students Centered Activities will be graded as A, B, C & D on the basis of attendance and interest of the student in learning.

GOVERNMENT OF RAJASTHAN
BOARD OF TECHNICAL EDUCATION RAJASTHAN, JODHPUR
TEACHING AND EXAMINATION SCHEME
(SEMESTER SCHEME-2020-21)
FOR DIPLOMA IV SEMESTER (COSTUME DESIGN AND DRESS MAKING) (CD)
SESSION 2021-2022 & ONWARDS

Subject Code	Subject	Distribution of Time				Distribution of Max. Marks/ Duration							Total Marks	Credits
		Hours per week				End Semester Exam.				Internal Assessment				
		L	T	P	Tot	TH	Hrs.	PR	Hrs.	CT	TU/ Assi.	PR(S)		
*CD 4001	Environmental Studies-II	2	--	--	2	60	3	--	---	20	20	--	100	2.0
CD 4002	Fabric Studies-II	5	--	--	5	60	3	--	---	20	20	--	100	5.0
CD 4003	Historic Textiles	4	--	--	4	60	3	--	---	20	20	--	100	4.0
CD 4004	Drafting & Garment Construction-IV	2	--	--	2	60	3	--	---	20	20	--	100	2.0
CD 4005	Advanced Fashion Illustration-II Lab	--	--	4	4	--	--	40	6	--	--	60	100	2.0
CD 4006	Fabric Artistry-II Lab	--	--	3	3	--	--	40	6	--	--	60	100	1.5
CD 4007	Computer Aided Design -II Lab	--	--	3	3	--	--	40	6	--	--	60	100	1.5
CD 4008	Drafting & Garment Construction-IV Lab	--	--	8	8	--	--	40	6	--	--	60	100	4.0
*CD 4009	Environmental Studies-II Lab	--	--	2	2	--	--	40	--	--	--	60	100	1.0
*CD 4444	Anandam (Joy of Giving)	--	--	1	1	--	--	--	--	--	--	100	100	2.0
	Students Centered Activities	--	--	2	2	--	--	--	--	--	--	--	--	-
	Total	13	--	23	36	240	--	200	--	80	80	400	1000	25.0
Grand Total :												1000	25.0	

- | | |
|--|---|
| 1. L : Lecture | 5. PR : Marks for End Semester Exam for Practical |
| 2. T : Tutorial | 6. CT : Marks for class tests (Internal Assessment) |
| 3. P : Practical | 7. TU/Assi : Marks for tutorials/Assignment (Internal Assessment) |
| 4. TH : Marks for End Semester Exam for Theory | 8. PR(S) : Marks for practical and viva (Internal Assessment) |

*CD 4001, *CD 4009 and *CD 4444 are same in all Branches of Non Engineering

Students Centered Activities will be graded as A, B, C & D on the basis of attendance and interest of the student in learning.

NOTE: Students will go for 6 weeks Summer Internship in the Summer Vacations after Fourth Semester. The Assessment of the Summer Internship will be done in Fifth Semester

GOVERNMENT OF RAJASTHAN
BOARD OF TECHNICAL EDUCATION RAJASTHAN, JODHPUR
TEACHING AND EXAMINATION SCHEME
(SEMESTER SCHEME-2020-21)
FOR DIPLOMA V SEMESTER (COSTUME DESIGN AND DRESS MAKING) (CD)
SESSION 2022-2023& ONWARDS

Subject Code	Subject	Distribution of Time				Distribution of Max. Marks/ Duration							Total Marks	Credits
		Hours per week				End Semester Exam.			Internal Assessment					
		L	T	P	Tot	TH	Hrs.	PR	Hrs.	CT	TU/Assi.	PR(S)		
*CD 5001	Professional Management & Entrepreneurship -I	3	--	--	3	60	3	--	--	20	20	--	100	3.0
CD 5002	Garment Manufacturing Technology	4	--	--	4	60	3	--	--	20	20	--	100	4.0
CD 5003	Fashion Psychology And Personal Grooming	4	--	--	4	60	3	--	--	20	20	--	100	4.0
CD 5004	Drafting & Garment Construction-V	2	--	--	2	60	3	--	--	20	20	--	100	2.0
CD 5005	Draping-I lab	--	--	3	3	--	--	40	3	--	--	60	100	1.5
CD 5006	Fashion Presentation Lab	--	--	3	3	--	--	40	6	--	--	60	100	1.5
CD 5007	Advanced Pattern Making and Grading -I Lab	--	--	2	2	--	--	40	6	--	--	60	100	1.0
CD 5008	Computer Aided Design -III Lab	--	--	2	2	--	--	40	6	--	--	60	100	1.0
CD 5009	Drafting & Garment Construction-V Lab	--	--	8	8	--	--	40	6	--	--	60	100	4.0
CD 5010	Project	--	--	2	2	--	--	--	--	--	--	--	--	0.00
CD 5011	Summer Internship-II (6 Weeks after IV Semester)	--	--	--	--	--	--	100	--	--	--	--	100	3.0
*CD5555	Anandam (Joy of Giving)	--	--	1	1	--	--	--	--	--	--	100	100	2.0
	Students Centered Activities	--	--	2	2	--	--	--	--	--	--	--	--	-
	Total	13	--	23	36	240	--	300	--	80	80	400	1100	27.0
Grand Total :												1100	27.0	

- | | |
|--|--|
| 1. L : Lecture | 5. PR : Marks for End Semester Exam for Practical |
| 2. T : Tutorial | 6. CT : Marks for class tests (Internal Assessment) |
| 3. P : Practical | 7. TU/Assi: Marks for tutorials/Assignment (Internal Assessment) |
| 4. TH : Marks for End Semester Exam for Theory | 8. PR(S) : Marks for practical and viva (Internal Assessment) |

*CD 5001, and *CD 5555 are same in all Branches of Non Engineering

Students Centered Activities will be graded as A, B, C & D on the basis of attendance and interest of the student in learning.

Note: Project will be continued and Assesed in VI Semester

GOVERNMENT OF RAJASTHAN
BOARD OF TECHNICAL EDUCATION RAJASTHAN, JODHPUR
TEACHING AND EXAMINATION SCHEME
(SEMESTER SCHEME-2020-21)
FOR DIPLOMA VI SEMESTER (COSTUME DESIGN AND DRESS MAKING) (CD)
SESSION 2022-2023 & ONWARDS

Subject Code	Subject	Distribution of Time				Distribution of Max. Marks/ Duration							Total Marks	Credits
		Hours per week				End Semester Exam.				Internal Assessment				
		L	T	P	Tot	TH	Hrs.	PR	Hrs.	CT	TU/Assi.	PR(S)		
*CD 6001	Professional Management & Entrepreneurship -II	3	--	--	3	60	3	--	--	20	20	--	100	3.0
CD 6002	Fashion Business	4	--	--	4	60	3	--	--	20	20	--	100	4.0
CD 6003	Drafting & Garment Construction-VI	2	--	--	2	60	3	--	--	20	20	--	100	2.0
CD 6004	Fashion Portfolio Lab	--	--	4	4	--	--	40	3	--	--	60	100	2.0
CD 6005	Draping-II Lab	--	--	3	3	--	--	40	6	--	--	60	100	1.5
CD 6006	Drafting & Garment Construction-VI Lab	--	--	8	8	--	--	40	6	--	--	60	100	4.0
CD 6007	Advanced Pattern Making and Grading –II Lab	--	--	3	3	--	--	40	6	--	--	60	100	1.5
CD 6008	Project	--	--	6	6	--	--	40	--	--	--	60	100	4.0
*CD 6666	Anandam (Joy of Giving)	--	--	1	1	--	--	--	--	--	--	100	100	2.0
	Students Centered Activities	--	--	2	2	--	--	--	--	--	--	--	--	-
	Total	9	--	27	36	180	--	200	--	60	60	400	900	24.0
Grand Total :												900	24.0	


- | | |
|--|--|
| 1. L : Lecture | 5. PR : Marks for End Semester Exam for Practical |
| 2. T : Tutorial | 6. CT : Marks for class tests (Internal Assessment) |
| 3. P : Practical | 7. TU/Assi: Marks for tutorials/Assignment (Internal Assessment) |
| 4. TH : Marks for End Semester Exam for Theory | 8. PR(S) : Marks for practical and viva (Internal Assessment) |

*CD 6001, and *CD 6666 are same in all Branches of Non Engineering

Students Centered Activities will be graded as A, B, C & D on the basis of attendance and interest of the student in learning.

GOVERNMENT OF RAJASTHAN
BOARD OF TECHNICAL EDUCATION RAJASTHAN JODHPUR

SEMESTER SCHEME-2020-21



I SEMESTER
(SESSION 2021-2022 & ONWARDS)

COMMUNICATION SKILLS IN ENGLISH - I

Course Code	CD-1001 (Common in All Branches of Non Engineering)
Course Title	Communication Skills in English - I
Number of Credits	1(L-1 T-0, P-0)
Prerequisites	None

RATIONAL

For business purposes at every level of performance, language remains the most common and important means of communication. A diploma holder who wants to join an industry or organization needs to possess adequate knowledge and skills in language, its usage and presentation. Proficiency both in written and spoken language is required to be developed among the diploma holders

SUBJECT LEARNING OUTCOMES (SLOS)

After studying the subject the students will have the basic knowledge and skills related to syntax and semantics of English Language.

CONTENTS

1. Grammar : :	6
1.1 Parts of Speech : Noun; Pronoun; Verb; Adverb; Adjective ; Preposition ; Conjunction ; Interjection	
1.2 Common errors in usage of parts of speech	
1.3 Articles, Modals in Conversational Usage, Tenses, Modals: Can, Could, Shall, Should, Will, Would, May, Might, Must, Need not, Darenot, ought to, Used to.	
2. Punctuation:	2
2.1 Full stop, Comma, Question mark, Exclamation mark, Inverted Commas, Capital letters.	
3. Letter Writing and Report Writing	3

REFERENCE BOOKS

- Intermediate English Grammar Raymond Murphy, Cambridge
University Press
- English Grammar, Usage & Composition Tickoo & Subramanian, Pub: S. Chand
and Co.
- A Practical Eng. Grammar (and its Exercise Books) Thomson and Martinet Pub:
ELBS
- High School English Grammar and Composition Wren & Martin, Pub: S. Chand
and Co.
- ABC of Common Grammatical Errors Nigel D Turton, Macmillan India
Ltd.
- Soft Skills Dr. K. Alex, Pub: S. Chand and Co.

* * * *

COMPUTER APPLICATIONS-I

Course Code	CD-1002 (Common in All Branches of Non Engineering)
Course Title	Computer Applications - I
Number of Credits	2(L-2 T-0, P-0)
Prerequisites	None

RATIONALE

Use of Computer is increasing for precise and speedy work so it is useful to provide computer knowledge to the students. The course content is designed to give an overview and understand working of computer components and Operating System. The course also focuses on basic application Software for office automation.

SUBJECT LEARNING OUTCOMES (SLOS)

After studying the subject, the students will be able to appreciate the role of Computer Technology, more specifically computer hardware, software and its application in the present social and economic scenario.

	L
1. Introduction	6
1.1 Characteristics of Computers	
1.2 Application of Computer	
1.3 Component of Computer	
1.3.1 Block Diagram of Computer	
1.3.2 ALU and CU	
1.3.3 Input Devices: Keyboard, Mouse, Joystick, Scanner, Optical Mark Reader, Bar-code Reader, Magnetic Ink Character Reader, Web Camera	
1.3.4 Output Device: Monitor, Impact printer – Dot Matrix, Non Impact Printers: Laser and Inkjet Printer	
1.3.5 Memory Organization, Primary Memory, Secondary Memory	
1.4 Software	
1.4.1 System Software	
1.4.2 Application Software	
1.5 Relationship between Hardware and Software	
2. Operating System	4
2.1 Concept of Operating System	
2.2 Functions of Operating System	
2.3 Creating Folder and Shortcut	
2.4 Study of Popular Operating Systems: Windows, Androids.	
2.5 Control Panel: Adding new hardware and software, Display, Adding new font, User account management	
3. Office Automation Software	9
3.1 Word Processing	
3.1.1 Copy, Paste, Find and Replace, Redo Undo, Change Case, Spell Check	
3.1.2 Creating and Formatting Tables, Mail Merge	
3.1.3 Character and Paragraph Formatting, Page Formatting, Header Footer	
3.2 Spreadsheet	
3.2.1 Creating, Saving and Editing a Workbook	
3.2.2 Formatting cells: changing data alignment, different number formats, changing font, adding borders and colors	
3.2.3 Sorting and Filtering, Charts and Graphs	
3.3 Presentation Software	

3.3.1 Creating, Opening, Saving presentations and Printing: Slides, Handout

3.3.2 Slide Layout, Presentation Views

3.3.3 Design Presentation, Running and Controlling a Slide Show

4. Applications of Mobile Phones

3

4.1 Importance of Mobile Phones

4.2 Different Features of Mobile phones like SMS, Instant Messaging Services and File sharing

4.3 Different applications of mobile phones in Education and Business.

REFERENCE BOOKS

- 1 Computer Fundamentals
2. Microsoft office for 2016

P.K. Sinha and P. Sinha, BPB publication.
Amy Kinser, Pearson education.

SEMESTER SCHEME 2020-21

APPAREL MACHINERY AND EQUIPMENTS

Course Code	CD-1003 (Same as FS-1003)
Course Title	Apparel Machinery and Equipments
Number of Credits	4(L-3 T-1, P-0)
Prerequisites	None

RATIONALE

This subject provides an insight about pre-preparatory processes involved in fabric preparation for garment construction.

SUBJECT LEARNING OUTCOMES (SLOS)

After completing this subject, the learner will be able to:-

1. Acquire knowledge about preparation to be done for clothing construction.
 2. Be familiar with tools and techniques of clothing construction and marking.
 3. Understand and appreciate the importance of pattern making.
- 1. Tools for clothing construction:** 10 4
- 1.1. Measuring Tools.
 - 1.2. Drafting Tools.
 - 1.3. Marking Tools.
 - 1.4. Cutting Tools.
 - 1.5. Stitching Tools.
 - 1.6. Pressing Tools.
- 2. Paper Pattern Making:** 12 4
- 2.1. Methods of pattern making-
 - 2.1.1. Drafting.
 - 2.1.2. Draping.
 - 2.2. Principles of Pattern drafting.
 - 2.3. Types of paper patterns:
 - 2.3.1. Commercial patterns
 - 2.3.2. Personal Measurement patterns.
 - 2.4. Terminology, symbols and abbreviations related to drafting and pattern making.
 - 2.5. Merits and Demerits of Drafting and Draping.
- 3. Different types of marking tools and techniques:** 11 3
- 3.1. Disappearing ink marker and fabric pencils.
 - 3.2. Tracing wheel and carbon paper.
 - 3.3. Tailor's chalk and chalk pencils.
 - 3.4. Needle and thread:
 - 3.4.1. Tailor's tack.
 - 3.4.2. Clip marking.
 - 3.5. Bar soap slivers.
 - 3.6. Hot Notcher
 - 3.7. Pouncers.

REFERENCE BOOKS:

1. Vastra Vigyan Evam Paridhan (Hindi Granth Academy, Bhopal): *Verma Promilla*
2. Fashionpedia: The Visual Dictionary of Fashion Design
3. Traditional Indian Textiles *Thomas and Hudson*
4. Textiles and Fashion: Materials, Design And Technology *Sinclair R, [2015]*
5. Vogue, Cosmopolitan, Femina [latest magazines]

DRAFTING AND GARMENT CONSTRUCTION - I

Course Code	CD-1004 (Same as FS-1004)
Course Title	Drafting and Garment Construction-I
Number of Credits	2(L-2 T-0, P-0)
Prerequisites	None

RATIONALE

Fashion always changes but the principles of garment cutting remain the same. With the help of these principles, hundreds of new styles and designs can be created according to change in fashion. Pattern making is a highly skilled technique which provides technical ability to interpret a design with practical understanding of garment construction.

SUBJECT LEARNING OUTCOMES (SLOS)

After completing this subject the learner will be able to:-

1. Develop and construct garments suited for children for different seasons, personal comfort and performance requirements.
2. Equip knowledge about preparatory steps of garment construction.
3. Become familiar with the concept related to drafting and garment manufacturing for children.

CONTENTS

Note: All Contents are related to children wear. L

1. Measurement charts for children wear	2
1.1. Applicability and Importance	
2. How to take and record body measurement.	2
3. Introduction of Sewing Machine with Hand, Tradle and Electric motor	4
3.1. Basic Parts and Attachments	
3.2. Functions	
3.3. Defects and Remedies	
4. Preparation of Child's basic Bodice Block & Sleeve Block.	-
5. Making Drafts and Samples of the following:-	
5.1. Sleeves	5
5.1.1. Set - in	
5.1.2. Puff	
5.1.3. Bell	
5.1.4. Petal	
5.2. Collars :	3
5.2.1. Flat collar	
5.2.2. Roll Collar	
6. Drafting, Pattern Making, Estimation and Layout cutting of all the garments:	6
6.1. Jhabla with Panty {with and without yoke}	
6.2. Frock –A line, Gathered	

REFERENCE BOOKS :

1. Metric Pattern Cutting for Children Wear *Winifud Aldrish*

- | | |
|--------------------------------|--------------------------|
| 2. Dress Fitting | <i>B.S.P. Profession</i> |
| 3. Vogue Fitting | <i>Harper & Raw</i> |
| 4. Singer Sewing Book | <i>Singer Company</i> |
| 5. Make your Own Dress Pattern | <i>Brenda Redmile</i> |
| 6. The Art of Sewing | <i>Anna Jacqued</i> |

SEMESTER SCHEME 2020-21

MARKET RESEARCH & ANALYSIS LAB

Course Code	CD-1005 (Same as FS-1005)
Course Title	Market Research & Analysis Lab
Number of Credits	1.5(L-0 T-0, P-3)
Prerequisites	None

RATIONALE

The subject will enable the students to explore and analyze different fibers and fabrics available and used in fashion industry.

SUBJECT LEARNING OUTCOMES (SLOS)

After completing this subject, the learner will be able to:-

1. Elucidate the basic structure of fabrics and properties of textile fibers.
2. Describe the fabric characteristics such as construction, texture, hand, weight and width.
3. List the end uses of various textiles
4. State the applications of trims, fasteners and linings.
5. Identify different types of fibers using burning, microscopic and chemical tests

PRACTICALS

Prepare a sample file of the swatches collected by market survey and prepare a report according to the following topics. Write its identifications such as origin, source, nature, suitability with cost and general care. Perform an identification test of fabrics and mention it in the file.

- | | |
|--|-----------|
| 1. Fabric swatches from the following origin:- | 10 |
| 1.1. Plant | |
| 1.2. Animal | |
| 1.3. Manmade/Synthetic. | |
| 2. Fabrics used for home furnishings:- | 6 |
| 2.1. Household linen like Towels, Cushion Cover, Bed Sheet and Bed Cover, Table linen, Napkin. | |
| 3. Collection of different types of Lining and Interlining with its proper utility | 5 |
| 4. Collection of different types of trims, fasteners and decorative accessories. | 5 |
| 5. Collection of fancy fabrics like Jute, Velvet, Net [Lacy fabric] and Bonded fabric. | 5 |
| 6. Preparation of a table of CLASSIFICATION OF FIBRES | 2 |

REFERENCE BOOKS :

- | | |
|--|-----------------------------------|
| 1. Soft Furnishing | <i>Manga Books</i> |
| 2. Ready Set Sew | <i>The Butterick Sewing Books</i> |
| 3. Fabric Source & Marketing Bombay (Monthly Magazine) | |
| 4. Textile Fiber & Their Care | <i>Dhuntyagi</i> |
| 5. Furnishing Fabrics | <i>Thomas & Hudson London</i> |
| 6. The Dictionary of Needle Work | <i>Blaketon Hall England</i> |

FASHION ILLUSTRATIONS – I LAB

Course Code	CD-1006 (Same as FS-1006)
Course Title	Fashion Illustrations-I Lab
Number of Credits	2.5(L-0 T-0, P-5)
Prerequisites	None

RATIONALE

This subject is a milestone for every fashion designer. It is imperative for every designer to be able to express their mood, customer's design and inspiration with the help of different mediums.

SUBJECT LEARNING OUTCOMES (SLOS)

After completing this subject, the learner will be able to:-

1. Familiarize students with the techniques of using different mediums of sketching, coloring and illustration.
2. Involves reflective thinking for making color schemes, color wheel etc.
3. Prepare compositions inspired by nature.
4. Prepare sketches and proportionate figures for fashion sketches.

CONTENTS

	P
1. Brief idea about drawing tools and materials.	2
2. Learning usage of various drawing and sketching mediums:-	20
[Prepare one sheet with each medium inspired by nature, geometrical composition, Folk paintings and abstract forms]: Pencils, Ink, charcoal, crayons, brushes, water color and poster colors.	
3. Composition based on Art elements and Principles with a detailed study of the following: 20	
[Prepare one sheet for each composition]:-	
3.1. Primary colors, Secondary colors, Tertiary colors, Color wheel.	
3.2. Monochromatic Color Scheme, Polychromatic Color Scheme and Achromatic Color Scheme.	
3.3. Practicing the art of texture.	
4. Prepare line sketches for the following:-	13
4.1.1. Children, Boys and Girls of different age group and in different poses.	

REFERENCE BOOKS

- | | |
|-----------------------------------|----------------------------|
| 1. The Art of Costume Design | <i>Marilyn Sotto</i> |
| 2. How to Draw and Paint Fashions | <i>Walter T. FASTER</i> |
| 3. Children's Clothes | <i>Conran Actopus</i> |
| 4. Kiddys Fashion | <i>Wongs Wary Press</i> |
| 5. Men's Hi Fashion | <i>Poioneer Books Co.</i> |
| 6. Women's Hi Fashion | <i>Poioneer Books Co.</i> |
| 7. Mccall's Vogue and Simplicity | <i>(Monthly Magazines)</i> |
| 8. Kiddy Vol - 1 to 25 | |
| 9. Fashion Magazines | |

* * * * *

BASIC SEWING TECHNIQUES-1 LAB

Course Code	CD-1007 (Same as FS-1007)
Course Title	Basic Sewing Techniques -I Lab
Number of Credits	1.5(L-0 T-0, P-3)
Prerequisites	None

RATIONALE

The subject may be considered as the backbone for the students of fashion. Contents are related with basic hand & machine sewing techniques.

SUBJECT LEARNING OUTCOMES (SLOS)

After completing this subject, the learner will be able to:-

1. Understand about sewing m/c parts and functions, defects and remedies etc.
2. First hand practical knowledge about basic stitches and seams.
3. Prepare different types of fullness techniques.
4. Use of different threads and needles for various fabrics.

CONTENTS

Note: Brief theoretical knowledge should be given before practical.	P
1. Basic Hand Stitches:	9
1.1. Temporary Stitches: Basting even, Uneven, Diagonal & Slip basting, Thread marking	
1.2. Permanent Stitches: Running stitch, Hemming, Slip stitch, Back stitch, Run and Back stitch, over casting, over handing, Whipstitch.	
2. Seams and Seam Finishes:	8
2.1. Seams - Types of seams working of common seams Plain seam, Top stitched seam Welt seam, Lapped seam, Slot seam, Flat fell seam, French seam, Mantua maker's seam, Piped seam.	
2.2. Seam Finishes: Pinked, Edge stitched, Double stitched, Over cast, Herring bone stitch, Bound seam	
3. Introducing Fullness:	10
3.1. Darts: Decorative and Functional darts	
3.2. Pleats: Knife Pleats, Box Pleats, Inverted Pleats, Kick Pleats, Fan Pleats, Cartridge Pleats Pinch Pleat.	
3.3. Tucks	
3.3.1. Pin Tucks - Piped or Corded tucks, Cross Tucking	
3.3.2. Wide tucks - Blind Tucks, Spaced Tucks, Group Tucking with Scalloped effect.	
3.4. Gathers	
3.4.1. Gathering by Hand	
3.4.2. Gathering by Machine	
3.4.3. Gathering by using Elastic	
3.4.4. Shirring and Gauging	
3.5. Frill or Ruffles	
3.5.1. Double Ruffle	
3.5.2. Circular Ruffle	
3.5.3. Flounces and Waffles	
4. Hem Finishes:	6
4.1. Stitched and Turned hem	
4.2. Seam Binding Hem Finish	
4.3. Catch Stitches Hem	
4.4. Narrow Machine Stitched Hem	
4.5. Rolled or Whipped Hem	
4.6. Shell Edged Hem for Circular or Flared Skirts.	

Note: Samples file should be prepared as listed above.

REFERENCE BOOKS:

- | | |
|---------------------------------|-------------------------------|
| 1. Sew it | <i>Nancy Bruning</i> |
| 2. Sewing of Golden Hands | <i>Marshal Carendish</i> |
| 3. Sewing | <i>Jean Kimmod</i> |
| 4. Singer Sewing Book | <i>Singing Sewing Company</i> |
| 5. Sewing | <i>Ana Ladbury</i> |
| 6. Introduction to Dress Making | <i>Marshall Cavendish</i> |
| 7. The Art of Sewing | <i>Anna Jaqueb</i> |

* * * * *

SEMESTER SCHEME 2020-21

COMMUNICATION SKILLS IN ENGLISH-I LAB

Course Code	CD-1008 (Common in All Branches of Non Engineering)
Course Title	Communication Skills in English - I Lab
Number of Credits	1(L-0 T-0, P-2)
Prerequisites	None

RATIONAL

For business purposes at every level of performance, language remains the most common and important means of communication. A diploma holder who wants to join an industry or organization needs to possess adequate knowledge and skills in language, its usage and presentation. Proficiency both in written and spoken language is required to be developed among the diploma holders

SUBJECT LEARNING OUTCOMES (SLOS)

The first year syllabus will develop among students the basic knowledge and skills related to syntax and semantics of English Language.

P

We envisage two successive stages for attaining skills in communication ability;

1. Listening
2. Speaking

We can club them together as shown below.

1. Listening:**7**

For improving listening skills, the following steps are recommended-

- 1.1 Listen to Prerecorded Tapes
- 1.2 Reproduce vocally what has been heard
- 1.3 Reproduce in Written form
- 1.4 Summarise the text heard
- 1.5 Suggest Substitution of Words and Sentences
- 1.6 Answer Questions related to the taped text
- 1.7 Summarise in Writing

2. Speaking:**7**

Introducing English consonant-sounds and vowel-sounds

- 2.1 Remedial exercises where necessary
- 2.2 Knowing Word stress
- 2.3 Shifting word stress in poly-syllabic words

[For pronunciation practice read aloud a para or page regularly while others monitor]

3. Body Language:**8**

- 3.1 Personal Appearance
- 3.2 Posture
- 3.3 Gestures and Hand Movements
- 3.4 Eye Contact
- 3.5 Facial Expressions

Note:

1. The Medium of teaching and examination will be English.

2. At least on question will be set from each unit.
3. No theory question will be set from syllabus of practical.

REFERENCE BOOKS

- | | |
|--|-------------------------------------|
| 7. Intermediate English Grammar
University Press | Raymond Murphy, Cambridge |
| 8. English Grammar, Usage & Composition
and Co. | Tickoo & Subramanian, Pub: S. Chand |
| 9. A Practical Eng. Grammar (and its Exercise Books)
ELBS | Thomson and Martinet Pub: |
| 10. High School English Grammar and Composition
and Co. | Wren & Martin, Pub: S. Chand |
| 11. ABC of Common Grammatical Errors
Ltd. | Nigel D Turton, Macmillan India |
| 12. Soft Skills
Co. | Dr. K. Alex, Pub: S. Chand and |

SEMESTER SCHEME 2020-21

COMPUTER APPLICATIONS-I LAB

Course Code	CD-1009 (Common in All Branches of Non Engineering)
Course Title	Computer Applications - I Lab
Number of Credits	1.5(L-0 T-0, P-3)
Prerequisites	None

RATIONALE

Use of Computer is increasing for precise and speedy work so it is useful to provide computer knowledge to the students. The course content is designed to give an overview and understand working of computer components and Operating System. The course also focuses on basic application Software for office automation.

SUBJECT LEARNING OUTCOMES (SLOS)

After studying the subject, the students will be able to appreciate the role of Computer Technology, more specifically computer hardware, software and its application in the present social and economic scenario.

CONTENTS

1. Overview of Parts of Computer, Practice of using My Computer, creating, deleting folders and shortcuts. **03**
2. Practice on Control Panel/ Installing/Uninstalling/ Adding Devices **03**
3. Exercise on Word Processing **09**
 - 3.1 Creating, Saving and Opening documents
 - 3.2 Editing Documents-Cut, Copy, Paste, Undo, Redo, Copying one document to other, Change Case, Go to
 - 3.3 Character and Paragraph Formatting, Numbering and Bullets
 - 3.4 Page Formatting, Header and Footer, Page Break, Watermark
 - 3.5 Spell Check, Find and Replace, Inserting Pictures and Clip-arts
 - 3.6 Working with Tables
 - 3.7 Mail-Merge.
4. Exercises on Spreadsheets: **09**
 - 4.1 Creating, Saving and Opening worksheet.
 - 4.2 Editing Worksheet.
 - 4.3 Formatting Cells- Font, Number Formats Alignment and Borders.
 - 4.4 Charts and Graphs.
 - 4.5 Sorting and Filtering.
5. Exercises on Presentation Package: **06**
 - 5.1 Creating, saving and Opening presentations
 - 5.2 Adding animation in slides
 - 5.3 Running a Slide Show
 - 5.4 Printing Slides and Handouts
6. Hands on Experience on usage of Mobile Phones **03**

REFERENCE BOOKS

1. Computer Fundamentals P.K. Sinha and P. Sinha,BPB publication.
2. Microsoft office for 2016 Amy Kinser,Pearson education.

DRAFTING AND GARMENT CONSTRUCTION – I LAB

Course Code	CD-1010 (Same as FS-1010)
Course Title	Drafting and Garment Construction -I Lab -I
Number of Credits	4(L-0 T-0, P-8)
Prerequisites	None

RATIONALE

Fashion always changes but the principles of garment cutting remain the same. With the help of these principles, hundreds of new styles and designs can be created according to change in fashion. Pattern making is a highly skilled technique which provides technical ability to interpret a design with practical understanding of garment construction.

SUBJECT LEARNING OUTCOMES (SLOS)

After completing this subject the learner will be able to:-

1. Develop and construct garments suited for children for different seasons, personal comfort and performance requirements.
2. Equip knowledge about preparatory steps of garment construction.
3. Become familiar with the concept related to drafting and garment manufacturing for children.

CONTENTS


1. Preparation of Child's basic Bodice Block & Sleeve Block.	3
2. Making Drafts and Samples of the following:-	
2.1. Sleeves	22
2.1.1. Set - in	
2.1.2. Puff	
2.1.3. Bell	
2.1.4. Petal	
2.2. Collars :	2
2.2.1. Flat collar	
2.2.2. Roll Collar	
3. Drafting, Pattern Making, Estimation and Layout cutting of all the garments:	41
3.1. Jhabla with Panty {with and without yoke}	
3.2. Frock –A line, Gathered	

REFERENCE BOOKS :

1. Metric Pattern Cutting for Children Wear	<i>Winifud Aldrish</i>
2. Dress Fitting	<i>B.S.P. Profession</i>
3. Vogue Fitting	<i>Harper & Raw</i>
4. Singer Sewing Book	<i>Singer Company</i>
5. Make your Own Dress Pattern	<i>Brenda Redmile</i>
6. The Art of Sewing	<i>Anna Jacqued</i>

GOVERNMENT OF RAJASTHAN
BOARD OF TECHNICAL EDUCATION RAJASTHAN JODHPUR

SEMESTER SCHEME-2020-21



II SEMESTER
(SESSION 2021-2022 & ONWARDS)

COMMUNICATION SKILLS IN ENGLISH - II

Course Code	CD-2001 (Common in All Branches of Non Engineering)
Course Title	Communication Skills in English - II
Number of Credits	1(L-1 T-0, P-0)
Prerequisites	None

RATIONAL

For business purposes at every level of performance, language remains the most common and important means of communication. A diploma holder who wants to join an industry or organization needs to possess adequate knowledge and skills in language, its usage and presentation. Proficiency both in written and spoken language is required to be developed among the diploma holders

SUBJECT LEARNING OUTCOMES (SLOS)

The first year syllabus will develop among students the basic knowledge and skills related to syntax and semantics of English Language.

CONTENTS

	L
1. Vocabulary Building :	5
1.1. Prefixes and Suffixes	
1.2. Synonyms and Antonyms	
1.3. One Word Substitution	
1.4. Words Often Confused	
1.5. Words Often Misspelt	
2. Sentence Building:	4
2.1. Types of Sentences and their Transformation -	
2.2. Interchange of Affirmative and Negative sentences	
2.3. Interchange of Interrogative and Assertive sentences	
2.4. Interchange of Exclamatory and Assertive sentences	
3. Composition:	2
3.1. Unseen Passage, Précis Writing	
4. Essay Writing:	2
4.1. Essays on general topics and topics related to environmental problems.	

REFERENCE BOOKS

- Intermediate English Grammar Raymond Murphy, Cambridge University Press
- English Grammar, Usage & Composition Tickoo & Subramanian, Pub: S. Chand and Co.
- A Practical Eng. Grammar (and its Exercise Books) Thomson and Martinet, Pub: ELBS
- High School English Grammar and Composition Wren & Martin, Pub: S. Chand and Co.
- ABC of Common Grammatical Errors Nigel D Turton, Macmillan India Ltd.
- Soft Skills Dr. K. Alex, Pub: S. Chand and Co.

COMPUTER APPLICATIONS-II

Course Code	CD2002 (Common in All Branches of Non Engineering)
Course Title	Computer Applications - II
Number of Credits	2(L-2, T-0, P-0)
Prerequisites	None

RATIONALE

Use of Computer is increasing for precise and speedy work so it is useful to provide computer knowledge to the students. The course provides knowledge of internet, email, web browsing and E-commerce. It also gives overview of Cyber Security and Information technology Act.

SUBJECT LEARNING OUTCOMES (SLOS)

The student will be able to understand the concept of Networks, internet and importance of Cyber security in the present time.

- | | |
|---|----------|
| 1. Computer Network | 5 |
| 1.1 Need of networks | |
| 1.2 Data Transmission Media: Twisted pair, Coaxial, Optical Fiber | |
| 1.3 Types of Network-LAN, WAN, MAN | |
| 1.4 Topologies of LAN - Ring, Bus, Star, Mesh and Tree | |
| 1.5 Digital and Analog Transmission | |
| 1.6 Modem - Working and characteristics | |
| 2. Internet | 8 |
| 2.1 Introduction to Internet, Intranet, World Wide Web. | |
| 2.2 Internet Service Provider. | |
| 2.3 URL | |
| 2.4 Web Browser and its functions, Web Page, Search Engines | |
| 2.5 Protocol: Basic of http, https, FTP, SMTP, POP | |
| 2.6 Basic of E-mail: | |
| 2.7 E-mail Service Provider | |
| 2.8 Composing E-mail | |
| 2.9 Mailing List | |
| 2.10 Creating Label | |
| 2.11 Signature | |
| 2.12 Spam | |
| 3. E-Commerce and Cyber Security | 9 |
| 3.1 Introduction to E-Commerce | |
| 3.2 Type of E-Commerce | |
| 3.3 Advantages and Disadvantages of E-Commerce | |
| 3.4 Payment Gateways | |

3.5 Introduction to different types of Cyber Attacks: Phishing, Ransomware, SQL Injection, Web Jacking, Trojan Attacks, Denial of Service, Cyber Stalking, Password Cracking, Hacking, E mail Spoofing

3.6 Cyber laws in India: Introduction to IT (Information Technology) Act'2000

3.7 Definition of Virus, Malware, Scanning & Removing Virus using Antivirus Program

4. Multimedia

4

4.1 What is Multimedia?

4.2 Text and Graphics.

4.3 Animation, Audio, Images and Video.

4.4 Multimedia Application in Education and Entertainments.

REFERENCE BOOKS

- | | |
|---------------------------------------|---|
| 1. Computer Fundamentals | P.K. Sinha and P. Sinha, BPB publication. |
| 2. Data Communications and Networking | Forouzan TMH |
| 3. Internet for Everyone | Alexis Leon & Mathews Leon,
Vikas Publishing House, New Delhi. |

SEMESTER SCHEME 2020-21

BASICS OF FASHION

Course Code	CD-2003 (Same as FS-2003)
Course Title	Basics of Fashion
Number of Credits	4(L-3 T-1, P-0)
Prerequisites	None

RATIONALE

By this subject the students will be exposed to a number of fashion terms and terminologies, fashion labels and about fashion design. It will Equip with Knowledge about human physiology.

SUBJECT LEARNING OUTCOMES (SLOS)

After completing this subject, the learner will be able to:

1. Define Basic fashion concepts and terminologies related to fashion.
2. List the major centers of India working for sustainable fashion.
3. Equip with the knowledge about types of figures and head theory, which is must for a fashion and costume designer.
4. Explain various sources of fashion and design inspiration.

1. Introduction to fashion business and fashion terminology:- 10 4

- | | | | |
|----------------------|----------------------------------|--------------------------------------|------------------------|
| 1.1 Accessories | 1.2 Alta Moda | 1.3 atelier de couture | 1.4 avant- garde |
| 1.5 Bespoke | 1.6 Boutique | 1.7 Brand Name | 1.8 Bridge Fashion |
| 1.9 Custom made | 1.10 Classic | 1.11 Couture | 1.12 Costume and Dress |
| 1.13 Designer | 1.14 Draping | 1.15 Exclusive Brand Outlet s[EBO'S] | |
| 1.16 Fashion and Fad | 1.17 Fashion Merchandising | | 1.18 Fashion Cycle |
| 1.19 haute couture | 1.20 High Fashion | 1.21 Knock-Off | 1.22 Licensing |
| 1.23 Label and Line | 1.24 Multi Brand Outlets [MBO's] | | 1.25 pronto moda |
| 1.26.pret-a-porter | 1.27 Ready to wear | 1.28 Silhouette | 1.29 Style and stylist |
| 1.30 Toile | 1.31 Trend | 1.32 Off- the-rack. | |

2. Familiarization with designers and brands encouraging sustainable fashion in India: 11 4

- 2.1. Ba No Batwo.
- 2.2. Doodlage.
- 2.3. 11:11.
- 2.4. Anokhi.
- 2.5. Grassroots.
- 2.6. Good Earth.
- 2.7. Fabindia.
- 2.8. Chola-the label.
- 2.9. pero.
- 2.10. Ethicus.
- 2.11. Nicobar.
- 2.12. Ka-Sha.
- 2.13. Upasana-conscious fashion, Auroville.
- 2.14. House of Wandering Silk.

3. Eight Head Theory: 9 3

- 3.1. Line of Division.
- 3.2. Body Type.
- 3.3. Human Figures: Standard and Abnormal.
- 4. Source of Fashion Design Inspiration: 9 2**
- 4.1. Printed and Electronic Source.
- 4.2. Historic/Traditional costume.
- 4.3. Media.
- 4.4. Travel

REFERENCE BOOKS

1. Vastra Vigyan Ke Mool Siddhant[2007]	<i>Shorie,GP</i>
2. Fashion From Concept to Consumer	<i>Frings Gini</i>
3. Reader’s Digest-Complete Guide to Sewing	<i>Colton,V</i>
4. Textiles and Fashion: Materials, Design and Technology	<i>SinclairR,[2015]</i>
5. Magazines related to fashion	

SEMESTER SCHEME 2020-21

DRAFTING AND GARMENT CONSTRUCTION –II

Course Code	CD-2004 (Same as FS-2004)
Course Title	Drafting and Garment Construction-II
Number of Credits	2(L-2 T-0, P-0)
Prerequisites	None

RATIONALE

This subject focuses on the techniques of garment construction for children. It will also acquaint students with the overall process of taking measurements and preparation of material before cutting. This subject gives knowledge about pattern making and garment construction.

SUBJECT LEARNING OUTCOMES (SLOS)

After completing this subject, the learner will be able to:-

1. Demonstrate coherent creative skills required for the designing of select categories of children garment.
2. Demonstrate the basic skills required for constructing select types of garments.
3. Understand the process of taking proper body measurements and using them in drafting following the principles of drafting and pattern making.

CONTENTS

Note: All Contents are related to children wear.

	L
1. Definition, Scope, Elements, Methods & Importance of Drafting	1
2. Types of measurements:	4
2.1. Direct	
2.2. Indirect	
3. Preparation of Child's basic Hip Block.	1
4. Preparation of fabric for cutting:	2
4.1. Preshrinking	
4.1.1. Preshrinking for washable fabric.	
4.1.2. Preshrinking for non washable fabric.	
4.2. Straightening of fabric grain	
4.2.1. Checking grain in woven fabric	
4.2.2. Grain and its importance in clothing construction	
4.3. Pressing	
4.4. Layout and Marking	
5. Making Drafts and Samples of the following:	
5.1. Sleeves	4
5.1.1. Leg o'motton	
5.1.2. Raglon	
5.1.3. Kimono	
5.1.4. Batwing	
5.2. Collars	4
5.2.1. Stand	
5.2.2. Shirt	
5.2.3. Sailor	
6. Drafting, Pattern Making, Estimation and Layout cutting of all the garments:	6
6.1. Frock-Circular and Pannelled	
6.2. Night Suit	
6.3. Jump Suit	

REFERENCE BOOKS:

- | | |
|---|--------------------------|
| 1. Metric Pattern Cutting for Children Wear | <i>Winifud Aldrish</i> |
| 2. Dress Fitting | <i>B.S.P. Profession</i> |
| 3. Vogue Fitting | <i>Harper & Raw</i> |
| 4. Singer Sewing Book | <i>Singer Company</i> |
| 5. Make your Own Dress Pattern | <i>Brenda Redmile</i> |
| 6. The Art of Sewing | <i>Anna Jacqued</i> |

SEMESTER SCHEME 2020-21

SURFACE ORNAMENTATION LAB

Course Code	CD2005 (Same as FS 2005)
Course Title	Surface Ornamentation Lab
Number of Credits	2(L-0 T-0, P-4)
Prerequisites	None

RATIONALE

Embroidery, the one of the surface ornamentation technique gives creative, decorative and ornamental effect on fabric surface. The student learns variety of stitches and can adorn a costume with the application of various stitches.

It gives knowledge about appropriate tools, equipments and suitable fabrics for embroidery to create designs through various transferring methods.

SUBJECT LEARNING OUTCOMES (SLOS)

After completing this subject, the learner will be able to:-

1. Gain first hand practical knowledge about basic hand embroidery stitches.
2. Acquire knowledge about technique and equipments used for surface ornamentation.
3. Suggest motifs ideal for various stitches.

CONTENTS

	P
1. Study of Basic Hand Embroidery Stitches :	32
1.1. Flat	
1.2. Looped	
1.3. Knotted	
2. Articles Based on Above Mentioned Stitches: (Any One)	14
2.1. Hankies	
2.2. Wall Picture	
2.3. Dining table mats	
2.4. Baby Bed cover	
2.5. Tray Cover	
3. File based on hand embroidery stitches.	6

REFERENCE BOOKS:

- | | |
|----------------------------------|----------------------------------|
| 1. Embroidery | <i>Ksynia Marko</i> |
| 2. Teaching Needle Craft | <i>Wan Nostrand Remhold Co.</i> |
| 3. Embroidered Textile | <i>Thomas Hudson Ltd. London</i> |
| 4. The Complete Book of Knitting | <i>Crochet and Embroidery</i> |

FASHION ILLUSTRATIONS – II LAB

Course Code	CD-2006 (Same as FS-2006)
Course Title	Fashion Illustrations-II Lab
Number of Credits	2 (L-0 T-0, P-4)
Prerequisites	None

CODE CD 2006
Same in FS 2006

L T P
--- -- 4

RATIONALE

As much as garment construction is a basic necessity, fashion illustration and dress designing is very important. The practical knowledge provided by this subject, will provide a strong structured foundation for student’s further studies or professional careers.

SUBJECT LEARNING OUTCOMES (SLOS)

After completing this subject, the learner will be able to:-

1. Involves creating collection themes based on their source of inspiration.
2. Illustrate components such as necklines, collars, sleeves, headgears etc.
3. Sketch and colour dresses on different themes on figures in different colors, patterns and textures.

CONTENTS

	P
1. Sketches Related to Boys / Girls	20
1.1. Necklines	
1.2. Collars	
1.3. Sleeves and Cuffs	
1.4. Yokes	
1.5. Pockets	
1.6. Gathers, Pleats and Tucks	
1.7. Ruffles, Cowls	
2. Sketches related to Fashion Accessories:	10
2.1. Bows	
2.2. Headgears.	
3. Sketches of Boy / Girl Garments in Pencil, Wax, Crayon, Ink, Water and Poster Colours	22
3.1. Casual Wear: Day, Evening, Night wear, Sports wear	
3.2. Formal Wear: Party wear, Festival wear, Uniform.	

REFERENCE BOOKS

1. The Art of Costume Design *Marilyn Sotto*
2. How'to Draw and Paint Fashions *Walter T. Faster*
3. Children's Clothes *Conran Actopus*
4. Kiddys Fashion *Wongs Wary Press*
5. Men's Hi Fashion *Poineer Books Co.*
6. Women's Hi Fashion *Poineer Books Co.*
7. Mccall's Vogue and Simplicity *(Monthly Magazines)*

8. Kiddy Vol - 1 to 25
9. Fashion Magazines

* * * *

SEMESTER SCHEME 2020-21

BASIC SEWING TECHNIQUES-II LAB

Course Code	CD-2007 (Same as FS-2007)
Course Title	Basic Sewing Techniques -II Lab
Number of Credits	1.5(L-0 T-0, P-3)
Prerequisites	None

RATIONALE

The subject constitute advanced sewing techniques, for which the base has been prepared in semester-I .The knowledge of these minute technicalities of sewing makes a designer perfect.

SUBJECT LEARNING OUTCOMES (SLOS)

After completing this subject, the learner will be able to:-

1. State the application techniques of different types of trims and fasteners.
2. Apply plackets and give a neat finish to minute details.
3. Finish pockets and facing and bindings using various techniques.

CONTENTS

	P
Note: Brief theoretical knowledge should be given before practical.	
1. Facing and Bindings :	6
1.1. Facing - Bias facing, Shaped facing, Decorative facing.	
1.2. Bindings - Single Bias Binding, Double Bias Binding, (Preparation and uses of True Bias, Cutting and Foaming Bias Strips)	
2. Plackets and Openings :	9
2.1. Continuous Bound Placket	
2.2. Bound and Faced Placket or Two Piece Placket	
2.3. Zipper Placket	
2.4. Tailored Placket or Shirt Sleeve Placket	
2.5. Bound Neck Opening	
2.6. Centre Front Opening	
3. Pockets :	9
3.1. Patch Pockets	
3.2. In seam Pockets	
3.3. Cut Pockets	
4. Fasteners :	6
4.1. Button & Button holes	
4.2. Hooks & Eyes	
4.3. Snaps	
4.4. Zip	
4.5. Velcro	
5. Trimmings : Laces, Braids, Ribbon, Piping:	9

REFERENCE BOOKS :

1. Singer Sewing Book	Gladys Cunningham
2. The Complete Book Of Sewing	Kindersley, Dorling
3. Vogue Sewing	Harper & Row
4. Cutting and Stitching Practical	Verma, Gayatri

COMMUNICATION SKILLS IN ENGLISH II-LAB

Course Code	CD2008 (Common in All Branches of Non Engineering)
Course Title	Communication Skills in English - II Lab
Number of Credits	1(L-0 T-0, P-2)
Prerequisites	None

RATIONAL

For business purposes at every level of performance, language remains the most common and important means of communication. A diploma holder who wants to join an industry or organization needs to possess adequate knowledge and skills in language, its usage and presentation. Proficiency both in written and spoken language is required to be developed among the diploma holders

SUBJECT LEARNING OUTCOMES (SLOS)

The first year syllabus will develop among students the basic knowledge and skills related to syntax and semantics of English Language.

CONTENTS

	P
1. Delivering Short Discourses :	8
1.1. About Oneself	
1.2. Describing a Place, Person, an Object	
1.3. Describing a Picture, Photo	
2. Group Discussion :	8
2.1. Developing skills to initiate a discussion [How to open]	
2.2. Snatching initiative from others [Watch for weak points, etc.]	
3. Interview Skills:	10
3.1. Desirable Qualities	
3.2. Preparation –	
3.2.1. Know the Company	
3.2.2. Know Yourself	
3.2.3. Review Common Interview Questions	
3.2.4. Prepare Questions You Want to Ask the Interviewer	
3.3. Using Proper Verbal and Non-Verbal Cues	
3.4. Exhibiting Confidence	
3.5. Tips for Success	

Note:

1. The Medium of teaching and examination will be English.
2. At least one question will be set from each unit.
3. No theory question will be set from syllabus of practicals.

REFERENCE BOOKS

7. Intermediate English Grammar Raymond Murphy, Cambridge University Press
8. English Grammar, Usage & Composition Tickoo & Subramanian, Pub: S. Chand and Co.
9. A Practical Eng. Grammar (and its Exercise Books) Thomson and Martinet, Pub: ELBS

- | | |
|---|--------------------------------------|
| 10. High School English Grammar and Composition | Wren & Martin, Pub: S. Chand and Co. |
| 11. ABC of Common Grammatical Errors | Nigel D Turton, Macmillan India Ltd. |
| 12. Soft Skills | Dr. K. Alex, Pub: S. Chand and Co. |

* * * *

SEMESTER SCHEME 2020-21

COMPUTER APPLICATIONS-II LAB

Course Code	CD2009 (Common in All Branches of Non Engineering)
Course Title	Computer Applications - II Lab
Number of Credits	1.5(L-0 T-0, P-3)
Prerequisites	None

RATIONALE

Use of Computer is increasing for precise and speedy work so it is useful to provide computer knowledge to the students. The course provides knowledge of internet, email, web-browsing and E-commerce. It also gives overview of Cyber Security and Information technology Act.

The student will be able to understand the concept of Networks, internet and importance of Cyber security in the present time.

SUBJECT LEARNING OUTCOMES (SLOS)

The student will be able to understand the concept of Networks, internet and importance of Cyber security in the present time.

CONTENTS**P**

1. Study of different types of Networks and Network Topologies.	3
2. Visit to different Internet Sites.	3
3. Content Searching using Search Engines.	3
4. Downloading and uploading on Websites	3
5. Creating E-mail accounts, Composing and Sending E-mail.	3
6. Sending E-mail with attachments and signature.	3
7. Updating E-mail setting	3
8. Hands on Experience on Different types of E-commerce Websites	3
9. Exercise on Online shopping showing use of payment gateways	3
10. Identifying Cyber Attacks	6
11. Multimedia Applications	6

REFERENCE BOOKS

- | | |
|---------------------------------------|---|
| 1. Computer Fundamentals | P.K. Sinha and P. Sinha, BPB publication. |
| 2. Data Communications and Networking | Forouzan TMH |
| 3. Internet for Everyone | Alexis Leon & Mathews Leon,
Vikas Publishing House, New Delhi. |

DRAFTING AND GARMENT CONSTRUCTION –II LAB

Course Code	CD-2010 (Same as FS-2010)
Course Title	Drafting and Garment Construction -II Lab
Number of Credits	4(L-0 T-0, P-8)
Prerequisites	None

RATIONALE

This subject focuses on the techniques of garment construction for children. It will also acquaint students with the overall process of taking measurements and preparation of material before cutting. This subject gives knowledge about pattern making and garment construction.

SUBJECT LEARNING OUTCOMES (SLOS)

After completing this subject, the learner will be able to:-

1. Demonstrate coherent creative skills required for the designing of select categories of children garment.
2. Demonstrate the basic skills required for constructing select types of garments.
3. Understand the process of taking proper body measurements and using them in drafting following the principles of drafting and pattern making.

CONTENTS

1. Preparation of fabric for cutting:	8
1.1. Preshrinking	
1.1.1. Preshrinking for washable fabric.	
1.1.2. Preshrinking for non washable fabric.	
1.2. Straightening of fabric grain	
1.2.1. Checking grain in woven fabric	
1.2.2. Grain and its importance in clothing construction	
1.3. Pressing	
1.4. Layout and Marking	
2. Making Drafts and Samples of the following:	
2.1. Sleeves	20
2.1.1. Leg o'motton	
2.1.2. Raglan	
2.1.3. Kimono	
2.1.4. Batwing	
2.2. Collars	20
2.2.1. Stand	
2.2.2. Shirt	
2.2.3. Sailor	
3. Drafting, Pattern Making, Estimation and Layout cutting of all the garments:	56
3.1. Frock-Circular and Pannelled	
3.2. Night Suit	
3.3. Jump Suit	

REFERENCE BOOKS

- | | |
|---|--------------------------|
| 1. Metric Pattern Cutting for Children Wear | <i>Winifud Aldrish</i> |
| 2. Dress Fitting | <i>B.S.P. Profession</i> |


3. Vogue Fitting
4. Singer Sewing Book
5. Make your Own Dress Pattern
6. The Art of Sewing

Harper & Row
Singer Company
Brenda Redmile
Anna Jacqued

SEMESTER SCHEME 2020-21

GOVERNMENT OF RAJASTHAN
BOARD OF TECHNICAL EDUCATION RAJASTHAN JODHPUR

SEMESTER SCHEME-2020-21



III SEMESTER
(SESSION 2021-2022 & ONWARDS)

ENVIRONMENTAL STUDIES-I

Course Code	CD-3001 (Common in All Branches of Non Engineering)
Course Title	Environmental Studies-I
Number of Credits	2(L-2 T-0, P-0)
Prerequisites	None

Course Objectives

Environmental study is a subject as per directions of Supreme Court / Govt. of India. Under Act. 51 A (g) of our constitution it is our fundamental duty to protect our environment.

A diploma holder must have knowledge of different types of pollution so that she may help in balancing the eco system and controlling pollution by pollution control measures. She should also be aware of environmental laws related to the control of pollution.

Course Outcomes

After completing the course the Learner will

- Understand the importance of Environmental cleanliness
- Gain knowledge about the causes of Water and Air pollution ,their effects and methods to check the same.
- Have the knowledge of different types of solid waste and their management techniques.

COURSE CONTENTS**1. General :**L
3

- 1.1 Biotic and abiotic environment.
- 1.2 Adverse effects of Environmental Pollution
- 1.3 Control strategies

2. Water Pollution :

7

- 2.1 Water Quality Standards
- 2.2 Surface and underground water sources
- 2.3 Impurities in water and their removal
- 2.4 Adverse effects of domestic waste water and industrial effluent to surface water sources
- 2.5 Self purification of streams

3. Air Pollution :

7

- 3.1 Sources of air contaminants
- 3.2 Adverse effects on human health
- 3.3 Measures to check air pollution
- 3.4 Greenhouse effect
- 3.5 Global warming
- 3.6 Acid rain
- 3.7 Ozone depletion

4. Solid Waste Management :

7

- 4.1 Introduction to solid waste
- 4.2 Its collection and disposal
- 4.3 Recovery of resources
- 4.4 Sanitary land-filling

- 4.5 Vermi-composting
4.6 Hazardous waste management

REFERENCE BOOKS :

1. Patyavaran Shiksha & Dr. V.K. Vijay Dr. A.N. Mathur, Dr. N.S. Rathore
2. Patyavaran Adhyayan Dr. B.C. Jat Dr. Ram Kumar Gujar
3. Patyavaran Avabodh Dr. D.D. Ojha
4. Environmental chemistry and pollution control : S.S. Dora
5. Ecology concepts and application : Manuel C. Muller
6. Environmental protection Emil T. Chanlett
7. Environmental science Cumingham. Saigo
8. Solid waste management : C.I.. Mantell
9. पर्यावरण विनाश के कगार पर राजीव गुप्ता
11. पर्यावरण जीवों का आंगन प्रेमानन्द चंदोला
12. पर्यावरण (त्रैमासिक) पर्यावरण एवं वन मंत्रालय, नई दिल्ली
13. Panda, New letter WWF-India, New Delhi

SEMESTER SCHEME

FABRIC STUDIES-I

Course Code	CD 3002
Course Title	Fabric Studies - I
Number of Credits	5 (L-5,T-0,P-0)
Prerequisites	None

COURSE LEARNING OBJECTIVES

This course provides a basic idea about fiber, Yarn & Fabric to the student of Costume Design & Dress Making, which work as a canvas for the Dress Designer.

SUBJECT LEARNING OUTCOMES [SLOs]

After completing this subject, the learner will be able to :-

- Understand the type of fibre & how these convert into yarn to various types of fibre.
- Describe the different types of fibre, Yarn and fabrics.
- Will be able to differentiate among different types of textile by knowing their properties.

COURSE CONTENTS

- | | |
|---|-------------|
| <p>1. TEXTILE FIBRES.</p> <p>1.1 Meaning and definition of fibre.</p> <p>1.2 Classification of fibre.</p> <p>1.3 Introduction, properties and use of following fibre.</p> <p style="padding-left: 20px;">1.3.1 Natural</p> <p style="padding-left: 40px;">1.3.1.1 Animal :- Silk , wool.</p> <p style="padding-left: 40px;">1.3.1.2 Plant/vegetable :- Cotton & Linen</p> <p style="padding-left: 40px;">1.3.1.3 Minerals :- Asbestos, Ceramic.</p> <p style="padding-left: 20px;">1.3.2 Man-Made</p> <p style="padding-left: 40px;">1.3.2.1 Polyamides (Nylon)</p> <p style="padding-left: 40px;">1.3.2.2 Rayon</p> <p style="padding-left: 40px;">1.3.2.3 Acetate</p> <p style="padding-left: 40px;">1.3.2.4 Polyester</p> | 26 H |
| <p>2. YARN CONSTRUCTION.</p> <p>2.1 Properties of different types of yarns used in cloth industry.</p> <p>2.2 Yarn count, Twist & Count measuring system.</p> <p>2.3 Types of Yarn:- Simple and novelty yarn.</p> | 20 H |
| <p>3. FABRIC CONSTRUCTION.</p> <p>3.1 Elementary weaving Theory.</p> <p>3.2 Fabric structure.</p> <p style="padding-left: 20px;">3.2.1 Woven Fabric</p> <p style="padding-left: 20px;">3.2.2 Knitted Fabric</p> <p style="padding-left: 20px;">3.2.3 Nonwoven Fabric</p> | 19 H |

REFERENCES /SUGGESTED LEARNING RESOURCES:

- | | |
|---|-------------------------|
| 1. Textile Design & Color: | Watson |
| 2. Fundamental of textile and their care: | Susheela Dhantiyagi |
| 3. Fibre to Fabrics: | Carbman |
| 4. Textile fabrics & Their uses: | Katherine Paddock. Hess |

HISTORIC COSTUMES

Course Code	CD 3003
Course Title	Historic Costumes
Number of Credits	5 (L-5,T-0, P-0)
Prerequisites	None

COURSE LEARNING OBJECTIVES

This course will help students to perceive the importance of historical accuracy in costume designing. They will also learn about heritage and influence of historical costumes on latest trends.

SUBJECT LEARNING OUTCOMES [SLOs]

After completing this subject, the learner will be able to :-

- Explain the significance of historical costumes as a source of research for developing new designs and collections.
- Understand evolution of costumes from ancient civilization to modern trends.
- Use and illustrate appropriate technical terminology related to fashion and costumes.

COURSE CONTENTS

- STUDY OF ANCIENT INDIAN COSTUMES DURING THE FOLLOWING PERIOD:** **22 H**
 - Indus Valley.
 - Vedic Period.
 - Gupta Period.
 - Mughal Period.
 - British Period.
- STUDY OF WORLD COSTUMES:** **18 H**
 - Egyptian.
 - Greece.
 - Roman.
- TRADITIONAL COSTUMES OF INDIAN STATES.** **25H**
 - North Zone- Punjab, Jammu and Kashmir and Rajasthan.
 - East Zone- Assam, West Bengal.
 - West Zone- Maharashtra, Gujarat.
 - South Zone- Tamilnadu, Karnataka.

REFERENCES /SUGGESTED LEARNING RESOURCES:

- Visit to museum and historical monuments.
- Costumes of India: Dorris Flyn, Oxford & IBH Publication.
- History of Fashion: Manmeet Sodhia
- Costumes and Fashion 4e: James Laver

DRAFTING AND GARMENT CONSTRUCTION - III

Course Code	CD 3004
Course Title	Drafting and Garment Construction - III
Number of Credits	3 (L-3,T-0, P-0)
Prerequisites	None

COURSE LEARNING OBJECTIVES

This course will help students to learn Drafting, Drafting Instructions and Layout of Ladies Garments.

SUBJECT LEARNING OUTCOMES [SLOs]

After completing this subject, the learner will be able to :-

- Draft Basic Blocks of Ladies Garments.
- Understand the Drafting Techniques.
- Use the appropriate Drafting Techniques.
- Layout of garments on various fabrics.

COURSE CONTENTS

- | | |
|---|-------------|
| 1. MEASUREMENT CHART FOR LADIES: | 04 H |
| 2. DRAFTING FOR LADIES GARMENTS WITH INSTRUCTIONS: | 10 H |
| 2.1 Basic Bodice block. | |
| 2.2 Sleeve Block. | |
| 2.3 Hip Block. | |
| 3. DRAFTING WITH INSTRUCTION AND LAYOUT OF FOLLOWING GARMENTS. | 20H |
| 3.1 Top. | |
| 3.2 Skirt –A-line, Flared, Pleated/Gathered. | |
| 3.3 Plain Blouse. | |
| 3.4 Night Gown. | |
| 4. FITTING PROBLEMS IN LADIES GARMENTS AND THEIR REMEDIES. | 05 H |

REFERENCES /SUGGESTED LEARNING RESOURCES:

- | | |
|--------------------------------------|-------------------------|
| 1. Cutting and Tailoring –Part -1-2 | Ishwari & Anwani |
| 2. Pattern Making for Fashion Design | Helen Joseph Armstrong. |
| 3. Zarpkar System of Cutting: | Zarpkar |

ADVANCED FASHION ILLUSTRATION - I LAB

Course Code	CD 3005
Course Title	Advanced Fashion Illustration - I Lab
Number of Credits	2(L-0,T-0, P-4)
Prerequisites	None

COURSE LEARNING OBJECTIVES

This course reflects the students Capabilities in the field of Fashion. Give students the idea and training on figure drawing and drawing with added knowledge of fabric interpretation and enhance their own personal style.

SUBJECT LEARNING OUTCOMES [SLOs]

After completing this subject, the learner will be able to :-

- a) Train students in color rendering in different media keeping fabric qualities.
- b) Introduction to various medium for stylization of croquis.
- c) Refining the student's illustration skills.
- d) Refine the designing skills.

COURSE CONTENTS

- 1. BASIC GESTURE DRAWING (FEMALE):** **08 H**
 - 1.1 Block Figure
 - 1.2 Stick Figure
 - 1.3 Fleshing Figure
- 2. DRAPING GARMENTS ON CROQUI:** **12 H**
 - 2.1 Skirt & Top.
 - 2.2 Trouser, Shirt & Coat.
 - 2.3 Dress.
- 3. COLOR RENDERING OF FOLLOWING FABRIC (WITH APPROPRIATE MEDIUM).** **15H**
 - 3.1 Cotton, Denim, Satin, Velvet, Sued, Woolen, Chiffon, Lace.
 - 3.2 Solid, Check, Print, Stripes, Floral.
- 4. DESIGNING.** **17 H**

Design a range of garments for Women wear using theme, fabric and surface ornamentation with front and back illustrations. (At least five sheets per range).

 - 4.1 Casual Wear.
 - 4.2 Formal Wear.
 - 4.3 Sports Wear.
 - 4.4 Fashion Show.

REFERENCES /SUGGESTED LEARNING RESOURCES:

- | | |
|--|---|
| 1. Fashion Illustration | Anna Kiper, David & Charles Book, 2011 |
| 2. Fashion Illustration Children | Patric, John Ireland, BT Bastford Ltd, 2005 |
| 3. New Fashion Illustration (New Illustration Series) | Martin Dawber 2006 |
| 4. Fashion Design Illustrations | Ritu |
| 5. Foundation in fashion design and illustration | Julian Seaman |
| 6. Fashion Illustration Techniques: A Super Reference Book for Beginners | ZeshuTakamura |

FABRIC ARTISTRY - I LAB

Course Code	CD 3006
Course Title	Fabric Artistry- I Lab
Number of Credits	2(L-0,T-0, P-4)
Prerequisites	None

COURSE LEARNING OBJECTIVES

This course provides an insight about how-to enhance the look of a fabric /garment by decorating it by an element of interest. The most common material used is paints, dyes and yarns.

SUBJECT LEARNING OUTCOMES [SLOs]

After completing this subject, the learner will be able to :-

1. Acquire knowledge about significance of ornamentation of fabrics.
2. Be familiar with tools and techniques of use of different methods of dyeing, printing and painting.
3. Explain the scope of value addition of fabric for fashion and apparel products.
4. Classify the techniques of artistry on fabric.

COURSE CONTENTS

- 1. PREPARATION OF THE SAMPLES OF THE FOLLOWING PROCESSES: 18 H**
 - 1.1 Block Printing.
 - 1.2 Screen Printing.
 - 1.3 Tie and Dye.
 - 1.4 Batik Dyeing.
 - 1.5 Hand painting.
- 2. PREPARATION OF THE SAMPLES USING FOLLOWING TECHNIQUES: 20 H**
 - 2.1 Hand & Machine Knitting.
 - 2.1.1 Knit & Perl Stitch.
 - 2.1.2 Rib Stitch.
 - 2.1.3 Cable Stitch
 - 2.1.4 Eyelit Stitch
- 3. PREPARATION OF THE SAMPLES IN FOLLOWING TECHNIQUES: 14H**
 - 3.1 Crocheting
 - 3.2 Macrame.

REFERENCES /SUGGESTED LEARNING RESOURCES:

1. Visit to local printing and dyeing units.
2. The Reinhold Book of Needlecraft
3. "Vogue" Guide to Knitting, Crochet and Macrame
4. First time Knitting the absolute beginner's guide
5. Vogue, Cosmopolitan, Femina [latest magazines]

Jutta Lammer
by (ISBN)
by Carri Hammit

COMPUTER AIDED DESIGN - I LAB

Course Code	CD 3007
Course Title	Computer Aided Design - I Lab
Number of Credits	1 (L-0,T-0, P-2)
Prerequisites	None

COURSE LEARNING OBJECTIVES

CAD has been found very important in designing field. The objective of the subject is to expose the professionals and to meet the need of the users by completing their knowledge, skill and ability, creativity in the Fashion Field.

SUBJECT LEARNING OUTCOMES [SLOs]

After completing this subject, the learner will be able to :-

1. Study and use of designing software.
2. Acquire Knowledge of editing and transformation of objects.
3. Able to create motifs prints and textures for fabrics.

COURSE CONTENTS**1. INTRODUCTION TO COREL DRAW:****10 H**

- 1.1 Introduction to corel draw program , Menu Bar, Tool Box.
- 1.2 Overview of Drawing Tools.
- 1.3 Editing Objects.
- 1.4 Transformation of Objects.
- 1.5 Color Fill.
 - 1.5.1 Fill color.
 - 1.5.2 Fountain Color
 - 1.5.3 Pattern Fill.

2. DESIGNING PRINT AND TEXTURE DEVELOPMENT:**16H**

- 2.1 Design a logo and create a visiting card and Brochure of your own label.
- 2.2 Create print and textures and their repeat and color ways.

REFERENCES /SUGGESTED LEARNING RESOURCES:

1. Core DRAW
2. Computer Aided Drafting and Design- Concept and Application
3. CAD for Fashion Design
4. CAD in Clothing and Textiles
5. How to Draw & Paint Fashion
6. Computers in Fashion Industry
7. Fashion Design Drawing & Presentation, Children, Men
8. Fashion Design illustrations

Ramesh Bangia
 Veisinet DD
 Rene Weiss Chase 1997
 Winfred Aldrich 1992
 Walton T. Foster
 Taylor P.
 Ireland Patrick John
 Ritu

DRAFTING AND GARMENT CONSTRUCTION - III LAB

Course Code	CD 3008
Course Title	Drafting and Garment Construction - III Lab
Number of Credits	3 (L-0,T-0, P-6)
Prerequisites	None

COURSE LEARNING OBJECTIVES

This course will help students to learn Pattern Making , Layout ,Cutting, Stitching and Finishing of Ladies Garments.

SUBJECT LEARNING OUTCOMES [SLOs]

After completing this subject, the learner will be able to :-

1. Make Paper patterns for Ladies Garments.
2. Understand the different Pattern making Techniques.
3. Use of appropriate Pattern Making Techniques.
4. Create designer garments by adapting basic Blocks

COURSE CONTENTS

Design , Adaptation, Paper Pattern Making, Estimation and Layout , Cutting, Stitching, and Finishing of following Garments:

- | | |
|-----------------------|-----|
| 1. Night Gown. | 20H |
| 2. Top with Adaption. | 20H |
| 3. Skirt (Anyone). | 18H |
| 4. Plain Blouse. | 20H |

REFERENCES /SUGGESTED LEARNING RESOURCES:

- | | |
|--------------------------------------|-------------------------|
| 1. Cutting and Tailoring –Part -1-2 | Ishwari & Anwani |
| 2. Pattern Making for Fashion Design | Helen Joseph Armstrong. |
| 3. Zarakar System of Cutting: | Zarakar |

ENVIRONMENTAL STUDIES-I LAB

Course Code	CD-+ (Common in All Branches of Non Engineering)
Course Title	Environmental Studies-I Lab
Number of Credits	1.0 (L-0, T-0, P-2)
Prerequisites	None

Course Objective

Environmental study is a subject as per directions of Supreme Court / Govt. of India. Under Act. 51 A (g) of our constitution it is our fundamental duty to protect our environment.

A diploma holder must have knowledge of different types of pollution so that she may help in balancing the eco system and controlling pollution by pollution control measures. She should also be aware of environmental laws related to the control of pollution.

Course Outcomes

After completing the course the Learner will

- Understand the extent of Air pollution in their city.
- Understand the extent of Water pollution in their city.
- Know about the Ph value of water , hardness and TDS of water, their importance method of determination .
- Have knowledge of solid waste management of their city


PRACTICALS

1. Visit to the important circles and measurement of Air Quality Index
2. Determination of Ph Value of tap Water
3. Determination of Hardness of tap Water by EDTA Method
4. Determination of TDS of tap Water
5. Visiting the local agency to Prepre the report of solid waste management of the city .
6. Plantation

SEMESTER SCHEME 2020-21

GOVERNMENT OF RAJASTHAN
BOARD OF TECHNICAL EDUCATION RAJASTHAN JODHPUR

SEMESTER SCHEME-2020-21



IV SEMESTER
(SESSION 2021-2022 & ONWARDS)

ENVIRONMENTAL STUDIES-II

Course Code	CD-4001 (Common in All Branches of Non Engineering)
Course Title	Environmental Studies-II
Number of Credits	2 (L-2 T-0, P-0)
Prerequisites	None

COURSE LEARNING OBJECTIVES

Environmental study is a subject as per directions of Supreme Court / Govt. of India. Under Act. 51 A (g) of our constitution it is our fundamental duty to protect our environment. A diploma holder must have knowledge of different types of pollution so that she may help in balancing the eco system and controlling pollution by pollution control measures. She should also be aware of environmental laws related to the control of pollution.

COURSE OUTCOMES-

After completing the course the Learner will

- Understand the importance of Environmental cleanliness
- Gain knowledge about the causes of Land pollution , Land erosion and prevention
- Understand about Biodiversity and ecosystems
- Water harvesting methods and about the Rural Sanitation
- Know the different Non conventional energy sources and their advantages

COURSE CONTENTS

		L	
1.	Land Pollution :		5
	1.1 Soil conservation		
	1.2 Land erosion		
	1.3 Afforestation		
2.	Ecology :		7
	2.1 Basics of species		
	2.2 Biodiversity		
	2.3 Population dynamics		
	2.4 Energy flow		
	2.5 Ecosystems		
3.	Water Harvesting and Rural Sanitation :		7
	3.1 Water harvesting techniques		
	3.2 Different schemes of Rural Water Supply in Rajasthan		
	3.3 Rural Sanitation		
	3.3 Septic Tank		
	3.5 Collection and disposal of wastes		
	3.6 Bio-gas		
	3.7 Community Awareness and participation		
4.	Non Conventional Energy Sources :		7
	4.1 Non-Conventional (Renewable) sources of energy		
	4.2 Solar energy, Wind energy, Bio-mass energy, Hydrogen energy		

REFERENCE BOOKS :

- | | |
|------------------------|--|
| 1. Patyavaran Shiksha | Dr. A.N. Mathur, Dr. N.S. Rathore & Dr. V.K. Vijay |
| 2. Patyavaran Adhyayan | Dr. Ram Kumar Gujar Dr. B.C. Jat |

3. Patyavarán Avabodh Dr. D.D. Ojha
4. Environmental chemistry and pollution control : S.S. Dora
5. Ecology concepts and application : Manuel C. Muller
6. Environmental protection Emil T. Chanlett
7. Environmental science Cumingham. Saigo
8. Solid waste management : C.I.. Mantell
9. Introduction to Environmental Engineering & Science Gilbert M Masters
Prentice Hall of India, 1995
10. Concept of Ecology, 1991 Edward J Kormondy
11. Ecology 1975 Odum
12. Environmental Engineering Peavy, Rowe, Tehobaniglum
13. Environmental Impact Assessment Mc Graw Hill, NewYork, 1977
14. Environmental Technologies for Sustainable Development Dr. Upendra Pandel
Dr. M.P. Poonia
15. Environmental Pollution & Management V.K. Kohli & Vikas Kohli
16. पर्यावरण विनाश के कगार पर राजीव गुप्ता
17. पर्यावरण जीवों का आंगन प्रेमानन्द चंदोला
18. पर्यावरण (त्रैमासिक) पर्यावरण एवं वन मंत्रालय, नई दिल्ली
19. Panda, New letter WWF-India, New Delhi

SEMESTER SCHEME

FABRIC STUDIES - II

Course Code	CD 4002
Course Title	Fabric Studies - II
Number of Credits	5 (L-5,T-0,P-0)
Prerequisites	None

COURSE LEARNING OBJECTIVES

This course provides a basic idea about textile finishing, dyeing & printing to the students of Costume Design & Dress Making, which will help to create different designer dresses & basic idea about laundry.

SUBJECT LEARNING OUTCOMES [SLOs]

After completing this subject, the learner will be able to:-

1. Understand the type of Finishes to various types of fabrics.
2. Knowledge about various methods of Dyeing & Printing on various textiles.
3. Will be able to differentiate among different type of textile.

COURSE CONTENTS

- | | |
|---|-------------|
| <p>1. FABRIC FINISHES.</p> <p>1.1 Meaning & Definition of finishes</p> <p>1.2 Classification & Type of finishes.</p> <p> 1.2.1 According to type of machinery /process</p> <p> 1.2.1.1 Chemical</p> <p> 1.2.1.2 Mechanical (Physical)</p> <p> 1.2.1.3 Biological</p> <p> 1.2.2 According to function /performance</p> <p> 1.2.2.1 Aesthetic</p> <p> 1.2.2.2 Functional</p> <p> 1.2.3 According to quality</p> <p> 1.2.3.1 Temporary</p> <p> 1.2.3.2 Semi Durable</p> <p> 1.2.3.3 Durable</p> <p>1.3 Purpose of finishes</p> | 25 H |
| <p>2. DYEING (ELEMENTARY STUDY).</p> <p>2.1 General introduction of dyeing.</p> <p>2.2 Classification of dyes</p> <p> 2.2.1 Natural</p> <p> 2.2.2 Synthetic.</p> <p>2.3 Stages of dyeing, advantages & limitations.</p> <p>2.4 Factors affecting fading of dyes.</p> <p>2.5 Importance of color fastness for textile.</p> | 15 H |
| <p>3. PRINTING (ELEMENTARY STUDY)</p> <p>3.1 General introduction of Printing.</p> <p>3.2 Styles of Printing.</p> <p> 3.2.1 Direct.</p> <p> 3.2.2 Resist.</p> <p> 3.2.3 Discharge.</p> <p>3.3 Methods of Printing</p> <p> 3.3.1 Block Printing.</p> <p> 3.3.2 Screen Printing</p> <p> 3.3.3 Roller Printing.</p> <p>3.4 Brief knowledge of Batik, Tie & Dye.</p> | 15 H |
| <p>4. LAUNDRY (ELEMENTARY STUDY).</p> | 10H |

- 4.1 Introduction & type of laundry process.
- 4.2 Laundry Material & equipment.
- 4.3 Laundry Aids (Bleaches & Stain removal)
- 4.4 Care labels used on garments.

REFERENCES /SUGGESTED LEARNING RESOURCES:

1. Textile Design & colour
2. Fundamental of textile & their care
3. Costumes & Textiles of India
4. Fiber to fabrics
5. Textile Fabrics & Their Uses
6. Household Textile & Laundry Work

Watson
Sushila Dhantyagi
Jamila Brijbushan
Corbman
Katheine Paddock,Hess
Durga Deulkar

SEMESTER SCHEME 2020-21

HISTORIC TEXTILES

Course Code	CD 4003
Course Title	HistoricTextiles
Number of Credits	4 (L-4,T-0, P-0)
Prerequisites	None

COURSE LEARNING OBJECTIVES:

This course will help students to gain knowledge about historic textiles, such as clothing, furnishings, tapestries and decorations.

Subject Learning Outcomes [SLOs]:

After completing this subject, the learner will be able to:-

- Express knowledge about traditional textiles of rich heritage of the country.
- Explain the significance of studying historic textiles as a gateway to modern fashion industry.
- Explain the socio-cultural factors influencing story of textiles.

CONTENTS

1.	Brief History and Development of the following Woven textiles in India:-	20
1.1	Chanderi	
1.2	Brocades	
1.3	Jamdani	
1.4	Baluchari	
1.5	Paithani	
1.6	Ikat	
2.	Knowledge about the Painted and Dyed Textiles:-	18
2.1	Block Printed Textiles of Rajasthan, Gujarat and Madhya Pradesh.	
2.2	Picchwai	
2.3	Madhubani and Kalamkari	
3.	Study of Traditional Embroideries of India:-	14
3.1	Kantha of Bengal	
3.2	Kasuti of Karnataka	
3.3	Chikankari of Uttarpradesh	
3.4	Chamba of Himachal Pradesh	
3.5	Kathiyawad of Gujrat	

REFERENCE BOOKS:

1. Visit to Museums and Monuments
2. Hand Woven Fabric of India
3. Traditional Embroideries of India
4. Bhartiya Kashidakari
5. Textiles of Rajasthan

Dhamija Jasleen and Jain Jyotindra
Dr.Shailja D.Naik
Pandit S.and Shinde S.
Kothari G.

DRAFTING AND GARMENT CONSTRUCTION-IV

Course Code	CD 4004
Course Title	Drafting and Garment Construction-IV
Number of Credits	2 (L-2,T-0, P-0)
Prerequisites	NIL

COURSE LEARNING OBJECTIVES:

This subject will help students to learn to make Adaptations in Drafting of Ladies Garments according to the design and contemporary Fashion.

Subject Learning Outcomes [SLOs]:

After completing this subject, the learner will be able to:-

1. Draft Basic Blocks of Ladies Garments.
2. Understand Dart Manipulation.
3. Use of appropriate Drafting Techniques.

1. Dart Manipulation**6hours****2. Drafting and Adaptation, Layout and Estimation of Fabric of following Ladies Garments with Instructions :-****20hours**

- 2.1 Kurti
- 2.2 Plazzo
- 2.3 Belted Blouse
- 2.4 Dressing Gown

REFERECE BOOKS :

1. Cutting & Tailoring – Part – 1- 2
2. Pattern Making for fashion Design ,
3. Zarapkar System of Cutting

*Ishwari&Anwari
Helen Joseph Armstrong
Zarapkar*

ADVANCED FASHION ILLUSTRATION- II LAB

Course Code	CD 4005
Course Title	Advanced fashion illustration-II Lab
Number of Credits	2 (L-0,T-0, P-4)
Prerequisites	NIL

COURSE LEARNING OBJECTIVES:

Creativity is the life of a Designer. This course reflects the students Capabilities in the field of Fashion. Give students the idea and training on figure drawing and drawing with added knowledge of fabric interpretation and enhance their own personal style.

Subject Learning Outcomes [SLOs]:

After completing this subject, the learner will be able to:-

1. Train students in color rendering in different media keeping fabric qualities.
2. Introduction to various medium for stylization of croquis.
3. Refining the student's illustration skills.
4. Refine the designing skills.
- 5.

- | | | |
|----|-------------------------------------|-----------------|
| 1. | Basic gesture drawing (Male) | 8 hours |
| | 1.1 Block Figure | |
| | 1.2 Stick Figure | |
| | 1.3 Fleshing Figure | |
| 2. | Draping garments on croquis. | 20 hours |
| | 2.1 Jeans & T-Shirt | |
| | 2.2 Trousers, Shirt and Coat. | |
| | 2.3 Indian Traditional Dress | |
| 3. | Designing | 24hours |

Design a range of garments for Men's wear using theme, fabric and surface ornamentation with front and back illustrations. (At least five sheets per range)

- i) Casual Wear
- ii) Formal Wear
- iii) Sports Wear
- iv) Fashion Show
- v) Uniform

REFERENCE BOOKS:

- | | |
|---|---|
| 1. croquis | |
| 2. Fashion Illustration Children | <i>Patric, John Ireland, BT Bastford Ltd, 2005</i> |
| 3. New Fashion Illustration | <i>(New Illustration Series) Martin Dawber 2006</i> |
| 4. Fashion Design Illustrations | <i>Ritu</i> |
| 5. Foundation in fashion design and ill | <i>Julian Seaman</i> |
| 6. Fashion Illustration Techniques | <i>A Super Reference Book for Beginners.ZeshuTakamura</i> |

FABRIC ARTISTRY-II LAB

Course Code	CD 4006
Course Title	Fabric Artistry-II Lab
Number of Credits	1.5 (L-0,T-0, P-3)
Prerequisites	NIL

COURSE LEARNING OBJECTIVES:

After going through this courset ,the student are exposed to techniques and designs of ornamentation of garments and fabrics with needle craft. The objective of this subject is to impart knowledge about rich heritage of embroideries of India.

Subject Learning Outcomes [SLOs]:

After completing this subject, the learner will be able to:-

1. Develop technical and conceptual skills in various types of stitches and traditional embroidery.
2. Capable of designing embroidery designs by different stitches.
3. Gain knowledge relating to historical and contemporary applications of creative designs in different fabric artistry techniques.

1. **Preparation of samples of the following :-** **14hours**
 - 1.1. Quilting.
 - 1.2. Patch Work.
 - 1.3. Applique Work.
2. **Preparation of samples of the following traditional embroideries:-** **14hours**
 - 2.1. Kasuti of Karnataka.
 - 2.2. Kantha of Bengal.
 - 2.3. .Chikankari of Lucknow.
 - 2.4. Kutch embroidery of Gujrat.
 - 2.5. Kashidakari of Kashmir.
3. **Preparation of samples of following techniques:-** **11hours**
 - 3.1. Cut work embroidery.
 - 3.2. Bead work.
 - 3.3. Sequins work.
 - 3.4. Zardozi work.
 - 3.5. Ribbon work.

REFERENCE BOOKS:

- | | |
|---|----------------------|
| 1. An Encyclopedia of Crazy quilt stitches and Motifs | <i>Linda Causee</i> |
| 2. Ethnic Embroidery of India | <i>Usha Shrikant</i> |
| 3. Ethnic Embroidery of India | <i>Usha Shrikant</i> |
| 4. Designs for a Lifetime | <i>Usha Shrikant</i> |
| 5. Embroidery and Patchwork Revisited | <i>Janice Vaine</i> |

COMPUTER AIDED DESIGN –II LAB

Course Code	CD 4007
Course Title	Computer Aided Design-II Lab
Number of Credits	1.5 (L-0,T-0, P-3)
Prerequisites	NIL

COURSE LEARNING OBJECTIVES:

CAD has been found very important in designing field. The objective of the course is to expose the professionals and to meet the need of the users by completing their knowledge, skill and ability, creativity in the Fashion Field.

Subject Learning Outcomes [SLOs]:

After completing this subject, the learner will be able to:-

1. Study and use of designing software.
2. Acquire Knowledge of figure drawing and rendering techniques through CAD
3. Understand the concept of theme based designing.
4. Understand the concept of range development.

1. Creating Flat Drawings:**19hours**

- 1.1 Necklines
- 1.2 Collars
- 1.3 Skirts
- 1.4 Yokes
- 1.5 Trousers

2. Illustration:**20hours**

- 2.1 Drawing fashion Female and Male croqui with grids and grid lines.
- 2.2 Stylization of female and male croqui.
- 2.3 Drawing of Basic silhouette on style croqui
- 2.4 Design a complete collection of 5 dresses on any inspirational theme.

REFERENCE BOOKS:

- | | |
|--|------------------------------|
| 1. Core DRAW | <i>Ramesh Bangia</i> |
| 2. Computer Aided Drafting and Design- Concept and Application | <i>Veisinet DD</i> |
| 3. CAD for Fashion Design | <i>Rene Weiss Chase 1997</i> |
| 4. CAD in Clothing and Textiles | <i>Winfred Aldrich 1992</i> |
| 5. How to Draw & Paint Fashion | <i>Walton T. Foster</i> |
| 6. Computers in Fashion Industry | <i>Taylor P.</i> |
| 7. Fashion Design Drawing & Presentation, Children, Men | <i>Ireland Patrick John</i> |
| 8. Fashion Design illustrations | <i>Ritu</i> |

DRAFTING AND GARMENT CONSTRUCTION-IV LAB

Course Code	CD 4008
Course Title	Drafting and Garment Construction-IV Lab
Number of Credits	4 (L-0,T-0, P-8)
Prerequisites	NIL

COURSE LEARNING OBJECTIVES:

This course will help students to learn Designing, Adaptation, Pattern Making, Layout, Cutting, stitching and finishing of following Ladies Garments.

Subject Learning Outcomes [SLOs]:

After completing this subject, the learner will be able to:

1. Make Paper patterns for Ladies Garments according to design.
2. Understand the different Pattern making Techniques.
3. Use of appropriate Pattern Making Techniques.
4. Create Designer garments by adapting basic Blocks.

1. Designing, Adaptation, Estimation and layout, cutting, stitching and finishing of following Garments: 80hours

- 1.1. Dressing Gown
- 1.2. Kurti with Adaptation.
- 1.3. Pallazo
- 1.4. Blouse using Dart manipulation Technique

2. Various Mending Techniques. 10hours**3. Any one garment by Renovation. 14hourss****REFERECE BOOKS :**

1. Cutting & Tailoring – Part – 1-2
2. Pattern Making for fashion Design
3. Zarakar System of Cutting

*Ishwari & Anwani
Helen Joseph Armstrong
Zarakar*

ENVIRONMENTAL STUDIES-II LAB

Course Code	CD-4009 (Common in All Branches of Non Engineering)
Course Title	Environmental Studies-II lab
Number of Credits	1.0 (L-0, T-0, P-2)
Prerequisites	None

Course Objective:

Environmental study is a subject as per directions of Supreme Court / Govt. of India. Under Act. 51 A (g) of our constitution it is our fundamental duty to protect our environment.

A diploma holder must have knowledge of different types of pollution so that she may help in balancing the eco system and controlling pollution by pollution control measures. She should also be aware of environmental laws related to the control of pollution.

Course Outcomes

After completing the course the Learner will

- Understand the extent of Land pollution in their city.
- Understand the local birds, plants, insects.
- Importance of Afforestation (Plantation)
- Have awareness towards Environment


Practicals

1. Visit to local area to document environmental assets-mountain/ desert / river / forest
- 2.Study of local birds, plants, insects
- 3.Plantation
- 4.Environmental awareness campaign through exhibitions

Note : After visits/ study, the students will prepare posters, charts, reports for exhibitions / presentations.

GOVERNMENT OF RAJASTHAN
BOARD OF TECHNICAL EDUCATION RAJASTHAN JODHPUR

SEMESTER SCHEME-2020-21



V SEMESTER
(SESSION 2022-2023 & ONWARDS)

PROFESSIONAL MANAGEMENT & ENTREPRENEURSHIP-I

Course Code	CD 5001(Common to all Branches of Non Engg)
Course Title	Professional Management & Entrepreneurship-I
Number of Credits	3 (L-3, T-0, P-0)
Prerequisites	None

Course objective:

To achieve the targets and goals in an organization, it is essential to have the knowledge of various facets of businesses and management. On the other hand, economic development of a nation much depends upon entrepreneurship development. With large pool of technically educated youth and open market system, a big number of youth can turn to be business ventures, generating employment opportunities and leading to better utilization of resources.

This course not only gives an insight into the basic concepts, principles and processes of management and business organizations but also understanding of different aspects of entrepreneurship development to young entrants.

COURSE OUTCOMES

On completion of the course student will be able to:

1. Get familiarize with basics of business organization and management
2. Acquire the essential knowledge required for becoming an entrepreneur

COURSE CONTENTS

1. Meaning and Scope of Business

- 1.1 Definition
 - 1.1.1 Profession
 - 1.1.2 Trade
 - 1.1.3 Industry
- 1.2 Objectives of business and profession

2. Types of Business Organization

- 2.1 Brief description
- 2.2 Advantages and disadvantages of
 - 2.2.1 Individual/Sole
 - 2.2.2 Partnership
 - 2.2.3 Cooperative
 - 2.2.4 Private and Public limited organizations
- 2.3 Organizational Charts
- 2.4 Business Ethics
- 2.5 Characteristics of small businesses

3. Management Techniques

- 3.1 Leadership
- 3.2 Authority
- 3.3 Responsibility
- 3.4 Functions of Management

4. Human Resource Management

- 4.1 Functions & Importance
- 4.2 Human resource planning
- 4.3 Training
- 4.4 Mentoring

- 4.5 Motivating
- 4.6 Grievances and their handling

5. Material Management

- 5.1 Duties of purchase department
- 5.2 Purchase order & Contracts
- 5.3 Tendering Procedure
- 5.4 Tenders and their types
- 5.5 Tender related costs
- 5.6 Store Keeping
 - 5.6.1 Objectives
 - 5.6.2 Receipt and issue of material
 - 5.6.3 Physical verification of store
 - 5.6.4 Disposal methods

6. Entrepreneurship

- 6.1 Introduction, scope and need
- 6.2 Characteristics of Entrepreneurship
- 6.3 Classification of Industries
- 6.4 Types of Industries
- 6.5 Industrial Policy

7. Entrepreneurship Support Systems

- 7.1 Institutional support from state and central organizations viz NSIC, SIDO, KVIC, DIC, SIS SIDBI, SFC, RFC etc
- 7.2 Loan/credit facilities by banks and financial institutions
- 7.3 Facilities to Women entrepreneurs
- 7.4 Important legislations (Factory Act, Minimum Wage Act, Workmen Compensation Act etc)

REFERENCES:

1. Industrial Engineering and Management, O P Khanna
2. Handbook of Small Scale Industry by P M Bhandari
3. Entrepreneurial Development, S S Khanka, S Chand
4. Industrial Engineering and Management, Sharma and Banga
5. Entrepreneurial Development Dr S S Khanka, S Chand Publishing
6. Management and Entrepreneurship, V K Sharma and O P Harkut, Scientific Publishers
7. Entrepreneurship Development Handbook, O P Harkut and J P Vaishnav, Scientific Publishers
8. Entrepreneurship Development And Management, J S Narang, Krishan Lal, V Dalal, Dhanpat Rai

GARMENT MANUFACTURING TECHNOLOGY

Course Code	CD 5002
Course Title	Garment Manufacturing Technology
Number of Credits	4 (L-4,T-0,P-0)
Prerequisites	None

COURSE LEARNING OBJECTIVES

This course is included to expand the commercial and practical inputs to the new product development Process, Quality assurance across design and techniques.

SUBJECT LEARNING OUTCOMES [SLOs]

After completing this subject, the learner will be able to :-

1. To familiarize the students with the functions and procedures within Garment production unit.
2. To give knowledge about the Apparel Industry, work flow and importance of quality assurance.

COURSE CONTENTS

- | | |
|---|--------------------|
| <p>1. APPAREL INDUSTRY.</p> <p>1.1 Basic introduction and its types.</p> <p> 1.1.1 Domestic Industry</p> <p> 1.1.2 Export Industry</p> <p>1.2 Workflow and brief study of various departments of apparel industry.</p> | <p>18 H</p> |
| <p>2. PRE-PRODUCTION SAMPLING.</p> <p>2.1 Importance of design in production (economical & uneconomical).</p> <p>2.2 Process involved in making a design sheet and development of collection for each season.</p> <p>2.3 Development of fabrics – Analysis of desk-loom and of Yarn:- Simple and novelty yarn.</p> | <p>12 H</p> |
| <p>3. PRODUCTION PROCESS.</p> <p>3.1 Marker Planning and Layout- Meaning, Importance and use.</p> <p>3.2 Spreading- Meaning, Means and Methods of Spreading.</p> <p>3.3 Fabric Inspection and Cutting Room- Methods of Cutting, Bundling and Ticketing.</p> <p>3.4 Sewing Room- Garment Assembly System.</p> <p>3.5 Unit IV Finishing, Labelling and Packaging.</p> <p>3.6 Pressing and Finishing- Methods and Techniques and Purpose of Pressing & finishing.</p> <p>3.7 Packaging – Importance and Various materials used for Packaging.</p> | <p>14 H</p> |
| <p>4. WAREHOUSE AND QUALITY CONTROL.</p> <p>4.1 Warehouse – Meaning and Importance.</p> <p>4.2 Introduction to Quality Control – Definition of Quality, Importance of Quality Assurance, Stages of Quality control in garment industry.</p> | <p>08H</p> |

REFERENCES /SUGGESTED LEARNING RESOURCES:

- | | |
|--|-------------------------|
| 1. Introduction to Clothing Manufacture | Gerry Cooklin, |
| 2. Inside Fashion Design | Sharon Lee |
| 3. Apparel Manufacturing: Sewn product analysis | Ruth E Glock |
| 4. Apparel Manufacturing Handbook | JackbSolinger |
| 5. Production planning & control management | Garg R.K & Sharma V |
| 6. Technology of clothing manufacture | Harold Carr & B. Latham |
| 7. Introduction to clothing production management | Churter. A.J, |
| 8. Quality production, solinger,care and machinery equipment | Latham. |

FASHION PSYCHOLOGY AND PERSONAL GROOMING

Course Code	CD 5003
Course Title	Fashion Psychology And Personal Grooming
Number of Credits	4 (L-4,T-0, P-0)
Prerequisites	None

COURSE LEARNING OBJECTIVES

This course clarifies the role of psychology of the wearer in selection of dresses and styles. Personal grooming will help the students to learn about enhancing their personalities by presenting a better version of oneself.

SUBJECT LEARNING OUTCOMES [SLOs]

After completing this subject, the learner will be able to :-

1. Develop aesthetic, intellectual and psychological ability to assess relevance of fashion.
2. Understand that whatever you wear can influence your thinking, performance skills, even hormone levels and self-confidence.
3. Appreciate the old advice to Dress and groom for the job you want, not the job you have.

COURSE CONTENTS

- | | |
|---|-------------|
| 1. THE PSYCHOLOGY OF CLOTHING: | 11 H |
| 1.1 Meaning of colors in clothing psychology. | |
| 1.2 Socio-psychological impact of clothing. | |
| 1.3 Meaning of body image and gender expression in fashion. | |
| 2. BASICS OF PERSONAL GROOMING: | 19H |
| 2.1 Handling stress. | |
| 2.2 Anger Management. | |
| 2.3 Time Management. | |
| 2.4 Confidence building. | |
| 2.5 Adjusting in new environment. | |
| 2.6 Facing an interview | |
| 3. WARDROBE PLANNING. | 10H |
| 3.1 Wardrobe understanding. | |
| 3.2 Lifestyle understanding. | |
| 4. MAKEUP AND HAIR STYLING. | 06H |
| 4.1 Basic Makeup. | |
| 4.2 Makeup according to Face type. | |
| 4.3 Saree and Dupatta draping. | |
| 4.4 Hair Styling. | |

REFERENCES /SUGGESTED LEARNING RESOURCES:

- | | |
|--|--|
| 1. Researchgate.net | |
| 2. A History Of Fashion | Black A.J.(1985) |
| 3. A Study in Human Behavior by | Marry Show RyanHolt Rinehart & Winston |
| 4. Second Skin - | H.J. Horn |
| 5. Psychology of Clothes | J.G. Flugal |
| 6. Concepts of Clothing | Marry, Rose &Cranz. |
| 7. Understanding Fashion | Rouse.E.(1989) |
| 8. Visit to local Beauty and Grooming Academy/Salon. | |

DRAFTING AND GARMENT CONSTRUCTION - V

Course Code	CD 5004
Course Title	Drafting and Garment Construction - V
Number of Credits	2 (L-2,T-0, P-0)
Prerequisites	None

COURSE LEARNING OBJECTIVES

The most imperative activity in garment Manufacturing Industry is pressing of garment. This subject focuses on the Tools & techniques of pressing & also gives information about Pattern making & garment Construction. It can produce new change in fashion by preparing draft for Garments.

SUBJECT LEARNING OUTCOMES [SLOs]

After completing this subject, the learner will be able to :-

1. Equip Knowledge about preparatory steps of Gents garment construction.
2. Demonstrate coherent creative Skill & tools required for Pressing.
3. Become familiar with the procedure of making pattern making, Layout & estimation of garments.

Note: All the contents are related to Gents Garments.

COURSE CONTENTS

- | | |
|--|-------------|
| 1. MEASUREMENT CHART FOR GENTS WEAR: | 02 H |
| 2. PREPARATION OF GENTS BASIC BODICE BLOCK , SLEEVE BLOCK & HIP BLOCK: | 06 H |
| 3. PRESSING & IRONING. | 06H |
| 3.1 Meaning & Definition. | |
| 3.2 Equipments & Aids. | |
| 3.3 Need & Importance. | |
| 3.4 Point to be consider while doing Pressing. | |
| 4. DRAFTING, PATTERN MAKING, LAYOUT & ESTIMATION OF FOLLOWING GENTS GARMENTS. | 12 H |
| 4.1 Pyjama | |
| 4.2 Plain Kurta. | |
| 4.3 Bermuda. | |
| 4.4 Jacket | |

REFERENCES /SUGGESTED LEARNING RESOURCES:

- | | |
|--|------------------|
| 1. Metric Pattern Cutting for men's wear | Winfried Aldrich |
| 2. Singer Sewing Books | Singer & Raw |
| 3. Vogue Fitting | Harper Raw |

DRAPING-I LAB

Course Code	CD 5005
Course Title	Draping-I Lab
Number of Credits	1.5(L-0,T-0, P-3)
Prerequisites	None

COURSE LEARNING OBJECTIVES

This course will help students to learn basics of draping, draping equipment, draping Terminology and developing patterns from toile.

SUBJECT LEARNING OUTCOMES [SLOs]

After completing this subject, the learner will be able to :-

1. Make Paper patterns for Ladies bodice block by draping method.
2. Understand the Dress form and its utility.
3. Create Ladies Garments by Draping.

COURSE CONTENTS

1. **PREPARATION OF THE FOLLOWING BASIC BLOCK BY DRAPING:** **16 H**
 - 1.1 Ladies Bodice Block with Darts.
 - 1.2 Sleeve Block.
 - 1.3 Skirt Block.
2. **DEVELOPING PRINCESS LINE IN BODICE, PREPARATION OF BROWN PAPER PATTERN AND CUTTING AND STITCHING OF DESIGNER TOP/BLOUSE:** **12 H**
3. **PREPARATION OF PATTERN FOR ANY TYPE OF SKIRT BY MEANS OF DRAPING. CUTTING AND STITCHING OF SKIRT.** **11H**

REFERENCES /SUGGESTED LEARNING RESOURCES:

- | | |
|--|----------------------------------|
| 1. Draping for Fashion Design | Hilde Jeff and NurieRelis |
| 2. Draping for Apparel Design | Helen Joseph Armstrong |
| 3. Draping Art and Craftsmanship in Fashion Design | Annette Duburg, Rixt Van Der Tol |

FASHION PRESENTATION LAB

Course Code	CD 5006
Course Title	Fashion Presentation Lab
Number of Credits	1.5(L-0,T-0, P-3)
Prerequisites	None

COURSE LEARNING OBJECTIVES

To identify key competencies and skill sets of individual student and help them conceptualize a theme for the final design collection.

SUBJECT LEARNING OUTCOMES [SLOs]

After completing this subject, the learner will be able to:-

1. Students will understand the concept of theme learning.
2. Acquaint them with the knowledge of design collection ideas.
3. Research based presentation.
4. Will gain knowledge about Specification sheet, cost sheet etc.

COURSE CONTENTS

1. DISCUSSION ON ANY THREE THEMES PER STUDENT ON THE INSPIRATION FOR DESIGN COLLECTION: 12 H

- 1.1 Field work by students: collecting inspiration in terms of images, cuttings, videos, fabrics etc.
- 1.2 Presentation of the same to internal mentors. Finalize on one theme for final design collection.

2. CREATION OF DESIGN BOARDS: 27 H

- 2.1 Mood Board.
- 2.2 Storyboard.
- 2.3 Client Board.
- 2.4 Illustration sheet.(Minimum of 8 ensembles per collection).
- 2.5 Flat Specs.
- 2.6 Color Boards.
- 2.7 Swatch Card.
- 2.8 Embellishment/print Board
- 2.9 Trims/Accessory Board
- 2.10 Preparing cost sheet.

REFERENCES /SUGGESTED LEARNING RESOURCES:

- | | |
|---|--------------------------------|
| 1. Book of hundred Hands | George Brant, Bridgeman, |
| 2. Fashion Rendering with Colour | BinaAbling. |
| 3. Fashion Illustration basic techniques | Julian Seaman. |
| 4. Fashion Illustration | Collin Barnes. Erte's |
| 5. Fashion Designs-218 Illustrations | Harper's Bazaar. |
| 6. Foundation in Fashion Design & Illustration, | Julian seaman, Chrysalis Books |
| 7. Essential Fashion Design. Portfolios | Janet Boyes, Dullus. |
| 8. Fashion Sketchbook | BinaAbling |

ADVANCED PATTERN MAKING & GRADING - I LAB

Course Code	CD 5007
Course Title	Advanced Pattern Making & Grading - I Lab
Number of Credits	1 (L-0, T-0, P-2)
Prerequisites	None

COURSE LEARNING OBJECTIVES

A pattern is the template from which the part of garment are traced onto fabric before being cut out & assembled. The students are supposed to perform the jobs of advanced pattern making & manual grading techniques used in apparel production units.

SUBJECT LEARNING OUTCOMES [SLOs]

After completing this subject, the learner will be able to:-

1. Equip Knowledge about preparatory steps of commercial pattern making.
2. Demonstrate coherent creative Skill, tools & methods of required for Grading.
3. Become familiar with the methods of advance Pattern making & Manual Grading Techniques.

COURSE CONTENTS

- | | |
|--|-------------|
| 1. PATTERN CONSTRUCTION:
1.1 Ladies Shirts and Skirts, Trousers..
1.2 Adaptation of the given garments to various styles.
1.3 Developing patterns of various styles (3 styles). | 21 H |
| 2. INTRODUCTION TO GRADING:
2.1 Introduction to Manual Grading- Types, Principles and Methods.
2.2 Grading of the following garments.
2.2.1 Basic Bodice Block.
2.2.2 Basic Sleeve Block.
2.2.3 Basic Skirt. | 18H |

REFERENCES /SUGGESTED LEARNING RESOURCES:

- | | |
|---|---|
| <ol style="list-style-type: none"> 1. Pattern Making for Fashion 2. Clothing Construction 3. System of Cutting 4. Clothing Construction 5. Creative Sewing 6. How You Look and Dress 7. The ABC's Of Grading | Armstrong
Doongaji
Zarapkar
Evelyn A Mansfield
Allynie Bane
Byrta Carson
Murray Sacheir |
|---|---|

COMPUTER AIDED DESIGN III LAB

Course Code	CD 5008
Course Title	Computer Aided Design III Lab
Number of Credits	1 (L-0,T-0, P-2)
Prerequisites	None

COURSE LEARNING OBJECTIVES

The objective of the subject is to expose the professionals and to meet the need of the industry by completing their knowledge, skill and ability, creativity in the Fashion Field.

SUBJECT LEARNING OUTCOMES [SLOs]

After completing this subject, the learner will be able to:-

1. Study and use of designing software.
2. Acquire Knowledge and enhance inspirational designing and presentation skills.
3. Understand the technical designing concept.

COURSE CONTENTS

- | | |
|---|-------------|
| 1. INTRODUCTION TO PHOTOSHOP SOFTWARE:
1.1 Over viewing of all Photoshop Tools.
1.2 Creating different types of effects with respect to print and texture, photo repair and enhancement, image sourcing, replacing background. | 10 H |
| 2. PREPARATION OF:
2.1 Mood Board.
2.2 Colour Board.
2.3 Theme Board.
2.4 Swatch Board. | 16H |

REFERENCES /SUGGESTED LEARNING RESOURCES:

- | | |
|--|---|
| <ol style="list-style-type: none"> 1. Core DRAW 2. Computer Aided Drafting and Design- Concept and Application 3. CAD for Fashion Design 4. CAD in Clothing and Textiles 5. How to Draw & Paint Fashion 6. Computers in Fashion Industry 7. Fashion Design Drawing & Presentation, Children, Men 8. Fashion Design illustrations | Ramesh Bangia
Veisinet DD
Rene Weiss Chase 1997
Winfred Aldrich 1992
Walton T. Foste
Taylor P.
Ireland Patrick John
Ritu |
|--|---|

DRAFTING & GARMENT CONSTRUCTION - V LAB

Course Code	CD 5009
Course Title	Drafting & Garments Construction - V Lab
Number of Credits	4 (L-0,T-0, P-8)
Prerequisites	None

COURSE LEARNING OBJECTIVES

This course focuses on techniques of garment Construction for Gents. It will also acquaint students with overall process of garment construction from pattern making to cutting, stitching & finishing of Gents garments.

SUBJECT LEARNING OUTCOMES [SLOs]

After completing this subject, the learner will be able to:-

1. Equip Knowledge about preparatory steps of Gents garment construction.
2. Demonstrate coherent creative technique for Pressing.
3. Become familiar with the procedure of making Pattern making, Layout & Estimation of garments.

COURSE CONTENTS


1. **PREPARATION OF GENTS BASIC BODICE BLOCK , SLEEVE BLOCK & HIP BLOCK:** 12 H
2. **DESIGN & DRAFTIGN, PATTERN MAKING, ESTIMATION, LAYOUT, CUTTING, STITCHING & FINISHING OF FOLLOWING GARMENTS:**
 - 2.1 Pyjama. 12H
 - 2.2 Plain Kurta. 24H
 - 2.3 Bermuda. 28H
 - 2.4 Jacket. 28H

REFERENCES /SUGGESTED LEARNING RESOURCES:

- | | |
|--|-----------------|
| 1. Metric Pattern Cutting for men's wear | WinfiredAldrish |
| 2. Singer Sewing Books | Singer & Raw |
| 3. Vogue Fitting | Harper Raw |
| 4. The art of sewing | Anna Jacqueb |

GOVERNMENT OF RAJASTHAN
BOARD OF TECHNICAL EDUCATION RAJASTHAN JODHPUR

SEMESTER SCHEME-2020-21



VI SEMESTER
(SESSION 2022-2023 & ONWARDS)

PROFESSIONAL MANAGEMENT & ENTREPRENEURSHIP-II

Course Code	CD 6001 (Common to all branches of Non Eng.)
Course Title	Professional Management & Entrepreneurship-II
Number of Credits	3 (L-3, T-0, P-0)
Prerequisites	None

Course objective:

To achieve the targets and goals in an organization, it is essential to have the knowledge of various facets of businesses and management. On the other hand, economic development of a nation much depends upon entrepreneurship development. With large pool of technically educated youth and open market system, a big number of youth can turn to be business ventures, generating employment opportunities and leading to better utilization of resources.

This course not only gives an insight into the basic concepts, principles and processes of management and business organizations but also understanding of different aspects of entrepreneurship development to young entrants.

Course Outcomes

On completion of the course student will be able to:

1. get familiarize with basics of business organization and management
2. acquire the essential knowledge required for becoming an entrepreneur.

COURSE CONTENTS**1. Financial Management**

- 1.1 Sources of Finance
- 1.2 Cash and Credit
- 1.3 Cheque and Draft
- 1.4 Brief idea of cost accounting

2. Tax and Insurance

- 2.1 Brief idea about direct and indirect taxes
- 2.2 Industrial insurance

3. Quality Management

- 3.1 Concept of quality
- 3.2 Quality Assurance
- 3.3 Online & offline quality control
- 3.4 Factors responsible for deviation
- 3.5 ISO 9000 model
- 3.6 Total quality management.

4. Sales and Marketing Management

- 4.1 Concept of Marketing
- 4.2 Marketing Mix (4P)
- 4.3 Advertising and Sales Promotion
- 4.3 Sales Vs Marketing
- 4.4 Functions of marketing department
- 4.5 After sales services

5. Setting up an SSI

- 5.1 Steps in setting up an SSI
- 5.2 Pre market survey
- 5.3 Product Identification
- 5.4 Site selection & land allotment

5.5 Procurement of raw materials

5.6 Establishment of Machinery

6. Project Report

6.1 Procedure of preparing a project report

6.2 Format of a project report

6.3 Analysis of sample project reports

Important: An entrepreneurship camp can be arranged by the institutions stretched over 3-4 days with the help of agencies such as RIICO, DST, RajCON, DOI, banks etc. However no question should be asked in examination from this event.

REFERENCES:

1. Industrial Engineering and Management, O P Khanna
2. Handbook of Small Scale Industry by P M Bhandari
3. Entrepreneurial Development, S S Khanka, S Chand
4. Total Quality Management, M P Poonia and S C Sharma
5. Industrial Engineering and Management, Sharma and Banga
6. Entrepreneurial Development Dr S S Khanka, S Chand Publishing
7. Management and Entrepreneurship, V K Sharma and O P Harkut, Scientific Publishers
8. Entrepreneurship Development Handbook, O P Harkut and J P Vaishnav, Scientific Publishers
9. Entrepreneurship Development And Management, J S Narang, Krishan Lal, V Dalal, Dhanpat Rai

Note: Students are advised to supplement their readings on latest development in entrepreneurship through internet and open courseware.

FASHION BUSINESS

Course Code	CD 6002
Course Title	Fashion Business
Number of Credits	4 (L-4,T-0,P-0)
Prerequisites	None

COURSE LEARNING OBJECTIVES

Fashion business includes everything, an emerging designer needs to know to start or to join fashion house or to launch a label.

SUBJECT LEARNING OUTCOMES [SLOs]

After completing this subject, the learner will be able to:-

1. Understand the organization of Indian Textile and Garment Industry.
2. Know various fashion designers and fashion labels.
3. Understand The Design Process.

COURSE CONTENTS

- | | |
|---|---|
| <p>1. ORGANIZATION OF INDIAN TEXTILE AND GARMENT INDUSTRY</p> <p>1.1 Brief Overview of Textile and Garment Industry.
1.2 Major sectors in Textile and Garment Industry.</p> <p>2. FAMOUS FASHION DESIGNERS</p> <p>2.1 Indian Designer and their Labels.</p> <p>2.1.1 Ritu Kumar
2.1.2 J J Vallaya
2.1.3 Ragvendra Rathore
2.1.4 Manish Malhotra
2.1.5 Sabyasachi Mukherji
2.1.6 Wendell Rodrick
2.1.7 Masaba Gupta
2.1.8 Rohit Bal</p> <p>2.2 International Designer and their Labels</p> <p>2.2.1 Coco Chanel
2.2.2 Calvin Klein
2.2.3 Giorgio Armani
2.2.4 Yves Saint Laurent
2.2.5 Miuccia Prada
2.2.6 Donna Karan
2.2.7 Jimmy Choo
2.2.8 Ralph Lauren</p> <p>3. INTERNATIONAL FASHION CENTERS</p> <p>3.1 France
3.2 Italy
3.3 United Kingdom
3.4 Japan
3.5 United States</p> <p>4. FASHION DESIGN : PROCESS, INNOVATION AND PRACTICE</p> <p>4.1 A study of complete process of design development</p> <p>5. CAREERS IN FASHION DESIGN – A DETAILED DESCRIPTION OF CAREERS IN FASHION AND GARMENT INDUSTRY.</p> | <p>10 H</p> <p>26 H</p> <p>8 H</p> <p>8 H</p> |
|---|---|

REFERENCES /SUGGESTED LEARNING RESOURCES:

1. Fashion from concept to consumer Stephan Gini Frings
2. The Dynamics of Fashion Elanie Stone

SEMESTER SCHEME 2020-21

DRAFTING AND GARMENT CONSTRUCTION- VI

Course Code	CD 6003
Course Title	Drafting And Garment Construction - VI
Number of Credits	2 (L-2,T-0, P-0)
Prerequisites	None

COURSE LEARNING OBJECTIVES

The most imperative and informative topic in garment technology is garment fitting as well as folding & Packaging of garments to attract the people. This subject focuses on the techniques of fitting & packaging of gents garments. Also gives information about Pattern making & garment Construction for Gents.

SUBJECT LEARNING OUTCOMES [SLOs]

After completing this subject, the learner will be able to :-

1. Equip Knowledge about preparatory steps of Gents garment construction.
2. Demonstrate coherent creative Skill required for the fitting, folding & Packaging & designing of Gents garments.
3. Become familiar with the procedure of Gents garment folding & Packaging.

NOTE: All contents are related to Gents Garments.

COURSE CONTENTS

- | | |
|--|-------------|
| 1. TRYING, FITTING & THEIR METHODS: | 6 H |
| 1.1 Meaning & Definition. | |
| 1.2 Fitting Standards. | |
| 1.3 Methods of trying-on. | |
| 1.4 Knowledge & Importance of Dummy, Mannequins & Torso. | |
| 2. GARMENT FOLDING & PACKAGING: | 6 H |
| 2.1 Meaning & Definition. | |
| 2.2 Process in Garment Industry. | |
| 2.3 Type of Packaging form & Packaging Material. | |
| 2.4 Merit & Demerits. | |
| 3. DRAFTING, PATTERN MAKING, LAYOUT & ESTIMATION OF FOLLOWING GENTS GARMENTS. | 14 H |
| 3.1 Shirt. | |
| 3.2 Pant. | |

REFERENCES /SUGGESTED LEARNING RESOURCES:

- | | |
|--|------------------|
| 1. Metric pattern Cutting for men's wear | Winfried Aldrich |
| 2. Singer Swing Books | Singer & Raw |
| 3. Vogue Fitting | Harper Raw |

FASHION PORTFOLIO LAB

Course Code	CD 6004
Course Title	Fashion Portfolio Lab
Number of Credits	2 (L-0,T-0, P-4)
Prerequisites	None

COURSE LEARNING OBJECTIVES

To create a professional fashion portfolio, using the skills acquired in the past five semesters, to showcase the signature style of the student and areas of interest towards the fashion industry.

COURSE CONTENTS

- 1. OBJECTIVE TEMPLATE AND LITERATURE AS PREFACE TO THE IDENTITY AND SIGNATURE STYLE OF THE STUDENT: 08 H**
- 2. COMPILATION OF WORTHY PAST PROJECTS: 04 H**
- 3. PREREQUISITE PROJECTS- 28 H**
 - 3.1 Commercial Design Project (ideally targeting a competition brand).
 - 3.2 Ethical Design Collection.
 - 3.3 Internship collection and brief.
 - 3.4 Art and Craft Project (from previous semester).
 - 3.5 Kids wear collection.
 - 3.6 Yarn Dye, Print project with 3D mapping.
 - 3.7 Each design collection with rendered illustration and flat sketches and cost sheets.
 - 3.8 Craft documentation project with project brief.
 - 3.9 Accessory Design Project (sketch and photography).
 - 3.10 Final Collection (illustration, swatches, photography).
- 4. PROFESSIONAL RESUME. 20 H**

SEMESTER SCHEME 2020-21

DRAPING - II LAB

Course Code	CD 6005
Course Title	Draping- II Lab
Number of Credits	1.5(L-0, T-0, P-3)
Prerequisites	None

COURSE LEARNING OBJECTIVES

This subject will help students to learn Bias Cut Garments by means of Draping, The making of patterns in accordance with muslins and realizing them in Fabric.

SUBJECT LEARNING OUTCOMES [SLOs]

After completing this subject, the learner will be able to :-

1. Make Paper patterns for Designer ladies garments by draping method.
2. Fitting Concept by Draping method.
3. Draping according to given sketch.

COURSE CONTENTS

- | | |
|---|------|
| 1. DEVELOPING ANY ONE GARMENT IN BIAS CUT: | 12 H |
| 2. PRACTICE CONTOURING IN FRONT AND BACK BODICE BLOCK.(LADIES). | 09 H |
| 3. DRAPING OF GARMENT ACCORDING TO THE GIVEN SKETCH.(TWO PIECE DRESS) | 09H |
| 4. DRAPING OF GARMENT ACCORDING TO THE GIVEN SKETCH.(ONE PIECE DRESS) | 09H |

REFERENCES /SUGGESTED LEARNING RESOURCES:

1. Draping for Fashion Design
2. Draping for Apparel Design
3. Draping Art and Craftsmanship in Fashion Design

Hilde Jeff and NurieRelis
Helen Joseph Armstrong

DRAFTING & GARMENTS CONSTRUCTION - VI LAB

Course Code	CD 6006
Course Title	Drafting & Garments Construction - VI Lab
Number of Credits	4(L-0,T-0, P-8)
Prerequisites	None

COURSE LEARNING OBJECTIVES

The most imperative activity in garment Manufacturing Industry is pressing of garment. This course focuses on the Tools & techniques of pressing & also gives information about Pattern making & garment Construction. It can produce new change in fashion by preparing draft for Garments.

SUBJECT LEARNING OUTCOMES [SLOs]

After completing this subject, the learner will be able to:-

1. Equip knowledge about preparatory steps of Gents garments construction.
2. Demonstrate coherent creative Skills & tools required for Pressing.
3. Become familiar with the procedure of making pattern making, Layout & estimation of select types of garments.

COURSE CONTENTS

1. **DESIGNING & DRAFTING, PATTERN MAKING, ESTIMATION, LAYOUT, CUTTING, STITCHING & FINISHING OF FOLLOWING GARMENTS:** **92 H**
 - 1.1 Shirt (variations with cuff, collar & yoke)
 - 1.2 Pant.
 - 1.3 Tie with variation.
2. **FOLDING & PACKAGING OF ABOVE GARMENTS:** **12 H**

REFERENCES /SUGGESTED LEARNING RESOURCES:

- | | |
|--|-------------------|
| 1. Metric pattern cutting for men's wear | Winifred Aldrich, |
| 2. Singer Sewing Books | Singer & Raw |
| 3. Vogue Fitting | Harper Raw. |
| 4. The art of sewing | Anna Jacqueb |

ADVANCED PATTERN MAKING & GRADING - II LAB

Course Code	CD 6007
Course Title	Advanced Pattern Making & Grading - II Lab
Number of Credits	1.5 (L-0, T-0, P-3)
Prerequisites	None

COURSE LEARNING OBJECTIVES

A pattern is the template from which the part of garment are traced onto fabric before being cut out & assembled. The students are supposed to perform the jobs of advanced pattern making & computerized grading techniques used in apparel production units.

SUBJECT LEARNING OUTCOMES [SLOs]

After completing this subject, the learner will be able to:-

1. Equip Knowledge about preparatory steps of commercial pattern making.
2. Demonstrate coherent creative Skill, tools & methods of required for Grading.
3. Become familiar with the methods of advance Pattern making & Manual Grading Techniques.

COURSE CONTENTS

1. **PATTERN CONSTRUCTION- PREPARE THE PATTERN OF PARTY GOWN ALSO ADAPT IT INTO ANY 2 STYLES: 15 H**
2. **PREPARATION OF COMMERCIAL PAPER PATTERN (ANY ONE) 06 H**
3. **INTRODUCTION TO COMPUTERIZED GRADING- GRADING OF FOLLOWING GARMENTS:18H**
 1. Basic bodice block.
 2. Basic sleeve block.
 3. Basic skirt.

REFERENCES /SUGGESTED LEARNING RESOURCES:

- | | |
|-------------------------------|--------------------|
| 1. Pattern Making for Fashion | Armstrong |
| 2. Clothing Construction | Doongaji |
| 3. System of Cutting | Zarapkar |
| 4. Clothing Construction | Evelyn A Mansfield |
| 5. Creative Sewing | Allynie Bane |
| 6. How You Look and Dress | Byrta Carson |
| 7. The ABC's Of Grading | Murray Sacheir |
