

IGNOU Admission Application

Directorate of College Education



IGNOU Admission Application



सत्यमेव जयते



DEPARTMENT OF INFORMATION
TECHNOLOGY & COMMUNICATION

(GOVT. OF RAJASTHAN)



RajCOMP Info Services Ltd.
(formerly RajCOMP)
(A Government of Rajasthan Undertaking)



Table of Contents

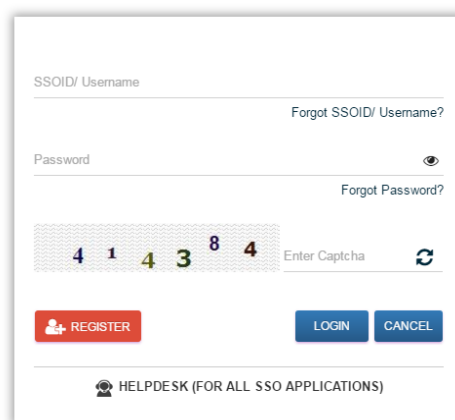
Introduction- DCE IGNOU Admission Application	3
Login Page.....	3
SSO Login/Register	4
SSO- Dashboard- Apps	5

Introduction- DCE IGNOU Admission Application

आयुक्तालय कॉलेज शिक्षा, राजस्थान, जयपुर द्वारा **IGNOU** के माध्यम से संचालित उद्यमिता एवं कौशल विकास पाठ्यक्रमों में जनवरी **2018** बैच में प्रवेश किये जा रहे हैं।

Login Page

When user will click on this tab, it is redirected to SSO login page

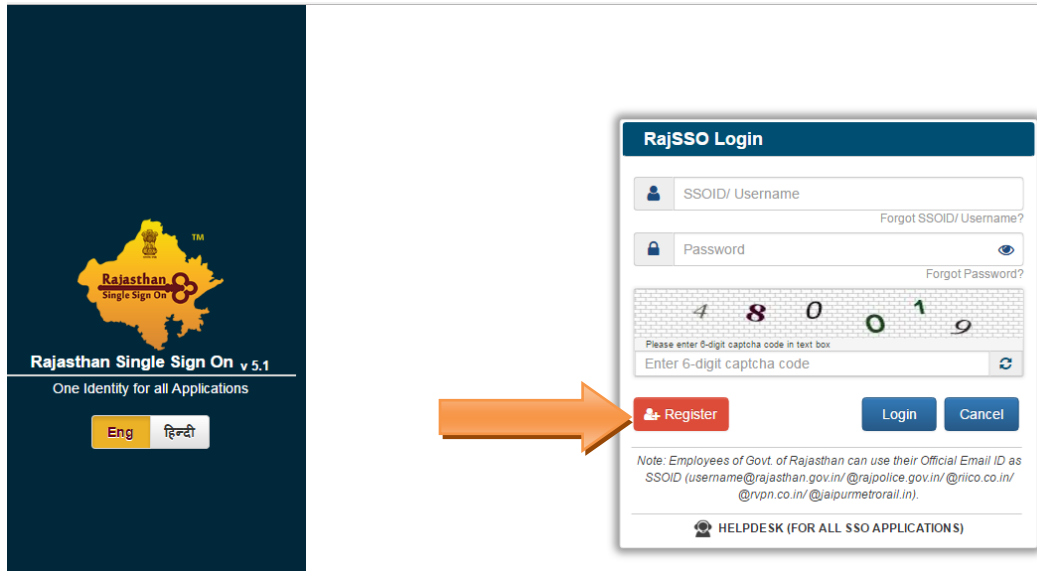


The image shows a login form with the following fields and buttons:

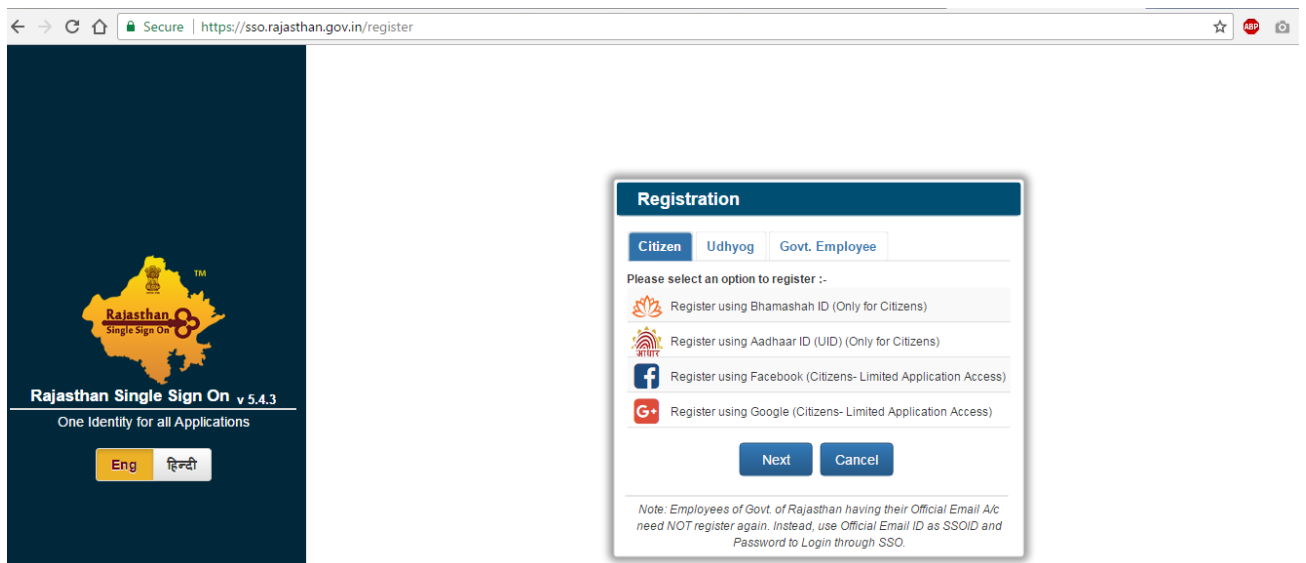
- SSOID/ Username: Input field with a "Forgot SSOID/ Username?" link.
- Password: Input field with a toggle icon and a "Forgot Password?" link.
- Captcha: Input field with a grid of numbers (4, 1, 4, 3, 8, 4) and the text "Enter Captcha".
- Buttons: "REGISTER" (red), "LOGIN" (blue), and "CANCEL" (blue).
- HELPDESK (FOR ALL SSO APPLICATIONS): Link with a headset icon.

SSO Login/Register

SSO login page- If you have SSO-ID & Password, enter it, & click **login**. If you don't have registered, then click on **register** button.

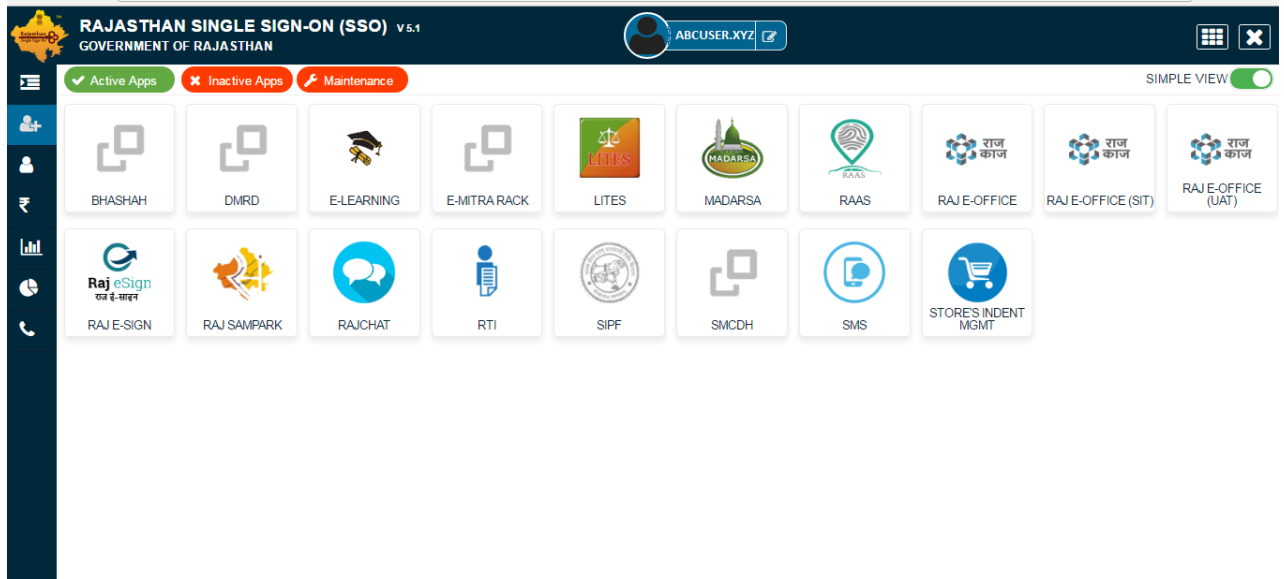


User can register by choosing any ID option-

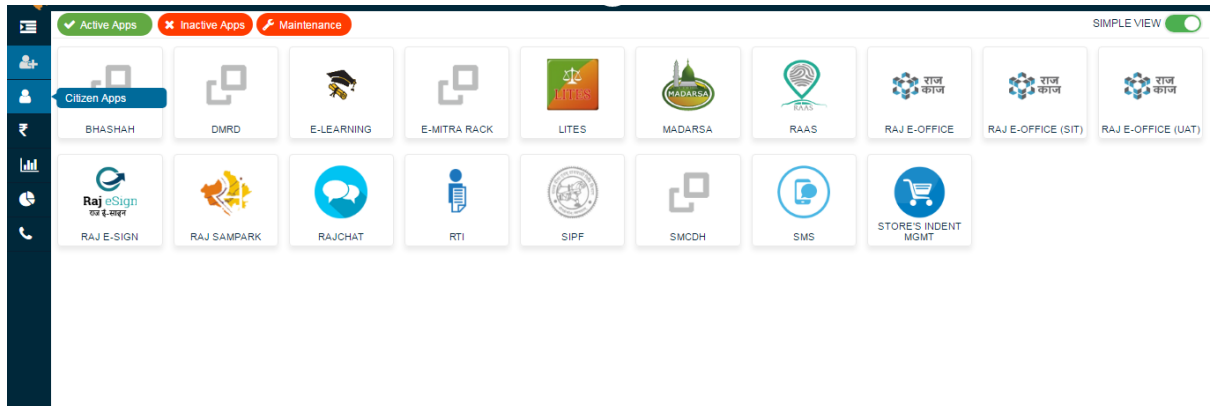


SSO- Dashboard- Apps


After registration, user can login. After login, this screen will be displayed-



Click on citizen apps from left side menu bar->



Select 'HTE' from the apps. Click it.



Next screen -> Login Screen->

Select Your Organization- DCE,
Select Your Application-> IGNOU Admission 2018-19, Click 'Continue'

LOGIN

Select Your Organization and Application to start your session

Select Your Organization

Select Your Application

Continue...

- OR -

Back to SSO

LOGIN

Select Your Organization and Application to start your session

Department of College Education (DCE)

IGNOU ADMISSION 2018-19

Continue...

- OR -

Back to SSO

Then you will see the application, fill it.



COMMISSIONERATE OF COLLEGE EDUCATION, RAJASTHAN
INDIRA GANDHI NATIONAL OPEN UNIVERSITY



ऑनलाइन आवेदन की सुविधा आज दिनांक 22 जनवरी 2018 से प्रारंभ की जा रही है परन्तु ऑनलाइन शुल्क

IGNOU Online Admission 2018-19

नोट: कृपया सभी विवरण आवेदक के दस्तावेजों के अनुसार भरें, क्योंकि इन्हें बाद में बदला नहीं जा सकता | तारकित (*) फील्ड भरना अनिवार्य है

1. Name of candidate: *	ENTER NAME OF CANDIDATE		
2. Date of Birth: *	Enter Date of Birth	3. Gender: *	Select Gender
4. Category: *	Select Category	5. Email Id: *	ENTER EMAIL ID
6. Mobile: *	ENTER MOBILE	7. Year of Admission: *	Select Year
8. Aadhar: *	ENTER AADHAR	9. Scholar Number: *	ENTER SCHOLAR NUMBER
10. Study Center Code: *	Select Study Center Co		

Register