



राजस्थान सरकार

आयुक्तालय, कॉलेज शिक्षा, राजस्थान, जयपुर

Block-4, RKS Sankul, JLN Road, Jaipur- 302015, Rajasthan

Website: <http://hte.rajasthan.gov.in/dept/dce/> e-mail: [innovation.cceraj1@gmail.com](mailto:innovation.cceraj1@gmail.com) Ph.: 0141-2706847 (O);

पत्रांक : CCE/ISDC/DoIT/Startup/2020-21/283

दिनांक : 06 Dec. 2023

प्राचार्य,

समस्त राजकीय महाविद्यालय,

राजस्थान।

विषय : India Skills Competition 2023-24 में विद्यार्थियों का पंजीकरण करवाने हेतु।

उपरोक्त विषयान्तर्गत लेख है कि NSDC द्वारा India Skills Competition 2023-24 और World Skills Competition 2024 का आयोजन किया जा रहा है। India Skills Competition 2023-24 कौशल विकास को बढ़ावा देने के लिए एक महत्वपूर्ण पहल है। इसमें विद्यार्थियों को अपनी कौशल क्षमता दिखाने का मौका मिलेगा जिससे विद्यार्थियों को वैश्विक स्तर पर अपनी कौशल क्षमता का प्रदर्शन करने का अवसर प्राप्त होगा। अतः अधिक से अधिक विद्यार्थियों को प्रतियोगिता में भाग लेने के प्रोत्साहित करें।

विद्यार्थियों के पंजीकरण के लिए लिंक निम्नानुसार है-

<https://admin.skillindiadigital.gov.in/login>

पंजीकरण करने के दिशा निर्देश आदेश के साथ संलग्न किए गए हैं।

आयुक्त

कॉलेज शिक्षा, राजस्थान

पत्रांक : CCE/ISDC/DoIT/Startup/2020-21/

दिनांक : Dec. 2023

प्रतिलिपी सूचनार्थ :

1. निजी सचिव, प्रमुख शासन सचिव, उच्च एवं तकनीकी शिक्षा, जयपुर।
2. निजी सचिव, आयुक्त कॉलेज शिक्षा, राजस्थान, जयपुर।
3. निजी सहायक अतिरिक्त आयुक्त कॉलेज शिक्षा, राजस्थान, जयपुर।
4. वेब प्रभारी आयुक्तालय को अपलोड करने हेतु।
5. रक्षित पत्रावली।

Signature valid



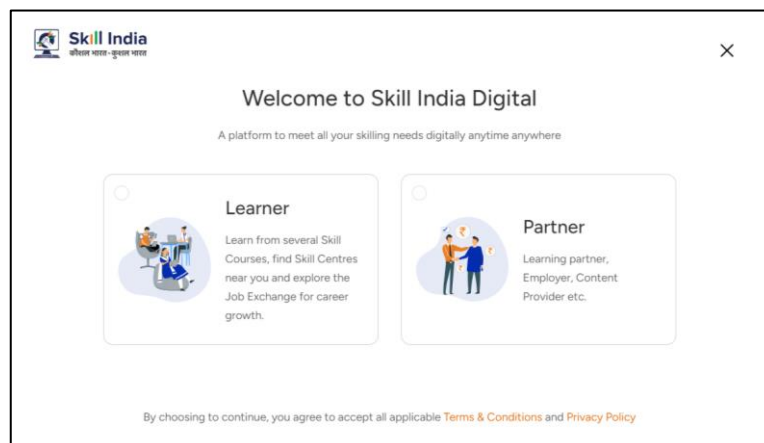
Digitally signed by Sunil Sharma  
Designation: Commissioner  
Date: 2023.12.06 17:52:04 IST  
Reason: Approve

## HOW TO REGISTER FOR INDIASKILLS 2023 – USER MANUAL

1. Begin: Scan QR Code and open Skill India Digital at [www.skillindiadigital.gov.in](http://www.skillindiadigital.gov.in) on your browser.
2. Tap: Look for the 'Register' button on the top right section and click on it.



3. Click on Learner







7. Enter your 12-digit Aadhaar number.

### Please Provide Your Aadhaar Number

Enter you 12-digit Aadhaar number to start your skilling journey with Skill India Digital

 \*\*\*\* \*  
Aadhaar

 Enter Your Aadhar Number

A. I understand that my Aadhaar number, photograph and demographic information, as understood under the Aadhaar (Targeted Delivery of Financial and Other Subsidies, Benefits and services) Act, 2016 (18 of 2016) and regulations framed there under, is being collected by the Government of India for the


I agree to validate my Aadhaar Details


GENERATE OTP

8. Check on “I agree to validate my Aadhaar Details.”

### Please Provide Your Aadhaar Number

Enter your 12-digit Aadhaar number to start your skilling journey with Skill India Digital

 XXXX-XXXX-  
Aadhaar


 .....  
Aadhaar



1. I understand that my Aadhaar number, photograph and demographic information, as understood under the Aadhaar (Targeted Delivery of Financial and Other Subsidies, Benefits and services) Act, 2016 (18 of 2016) and regulations framed there under, is being collected by the Government of India for the following Purposes:

I agree to validate my Aadhaar Details

9. Click on the 'Verify' button.

Enter your 12-digit Aadhaar number to start your skilling journey with Skill India Digital

 XXXX-XXXX-



 ..... 

1. I understand that my Aadhaar number, photograph and demographic information, as understood under the Aadhaar (Targeted Delivery of Financial and Other Subsidies, Benefits and services) Act, 2016 (18 of 2016) and regulations framed there under, is being collected by the Government of India for the following Purposes:

I agree to validate my Aadhaar Details


**VERIFY**

10. Enter the One Time Password (OTP) received on the mobile linked with your Aadhaar.

 Back 

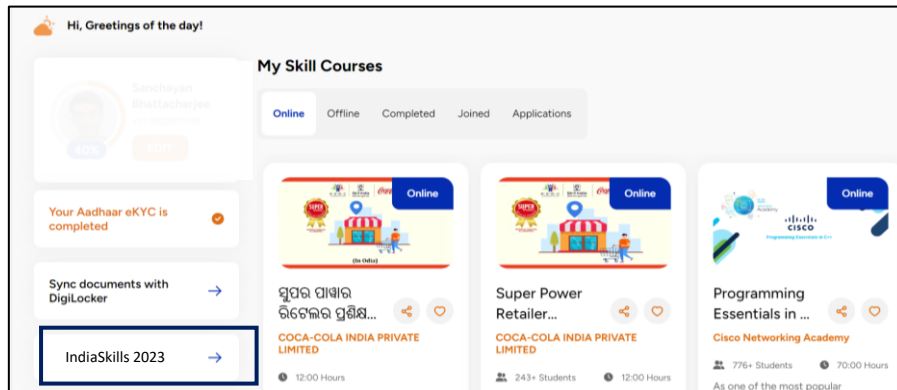
**Enter OTP to Verify Aadhaar**

Enter six digit number received on your mobile

[STILL DIDN'T GET THE OTP?](#)  00:59 [RESEND](#)

**VERIFY**

11. On your Dashboard, refer menu bar on the left-hand side and click on IndiaSkills 2023



12. Fill all the details and click on 'NEXT.'

The screenshot shows the application form for IndiaSkills 2023. The title is 'APPLY FOR INDIASKILLS 2023 INDIA'S LARGEST SKILL COMPETITION'. Below the title, there are tabs for 'Eligibility Criteria', 'File', and 'Important Documents'. A paragraph explains the eligibility criteria, stating that competitors must be born on or after 1 January 2002, with exceptions for certain fields. The 'Personal Details' section is active, showing a sidebar with 'Personal Details', 'Address Details', and 'Education Qualification / Employment'. The main form area contains fields for Name, Date of Birth, Gender, Address, Contact Information, and Education details. A 'NEXT' button is located at the bottom right.

13. After filling all the three sections of the form click on 'SUBMIT'