



राजस्थान सरकार

आयुक्तालय, कालेज शिक्षा, राजस्थान, जयपुर

Block-4, RKS Sankul, JLN Road, Jalpur- 302015, Rajasthan

Website: <http://hte.rajasthan.gov.in/dept/dce/> e-mail: [Innovation.cceraj@gmail.com](mailto:Innovation.cceraj@gmail.com) Ph.: 0141-2706847 (0);

पत्रांक : CCE/ISDC/AAP/2021-22/432;

दिनांक : 13 मई 2022

प्राचार्य

समस्त राजकीय महाविद्यालय,  
राजस्थान।

विषय: बजट घोषणा (फरवरी 2019 की बिंदु संख्या 32) की क्रियान्विति में सत्र 2021-22 के लिए Annual Auditing Programme के अंतर्गत समस्त राजकीय महाविद्यालयों का सतत वार्षिक अंकेक्षण करवाये जाने के सम्बन्ध में।

उपर्युक्त विषयान्तर्गत लेख है कि उपर्युक्त बजट घोषणा की विभागीय स्तर पर क्रियान्विति में Assessment Matrix (Evaluation Format, Excel Sheet/ Format-A) एवं गूगल फॉर्म (Format-A) लिंक आपको ई-मेल के माध्यम से प्रेषित किया जा रहा है। यह फॉर्मेट-A आयुक्तालय कॉलेज शिक्षा विभाग की वेबसाइट के circulars पर भी अपलोड किया गया है। इस फॉर्मेट-A को भरकर इसका पीडीएफ बनाना है। इसके पश्चात यह पीडीएफ एवं अन्य आवश्यक सूचनाएँ गूगल फॉर्म के माध्यम से अपलोड कर इसकी सूचना आयुक्तालय कॉलेज शिक्षा, जयपुर की ई-मेल आईडी [aap.cceraj@gmail.com](mailto:aap.cceraj@gmail.com) पर दिनांक 25 मई 2022 तक भिजवाया जाना सुनिश्चित करें। इस प्रारूप में भरी गई सूचनाओं का आयुक्तालय द्वारा भौतिक सत्यापन भी करवाया जायेगा, अतः भौतिक सत्यापन हेतु समस्त वांछित दस्तावेज की कम संख्या इस फॉर्मेट में भरकर उनकी हार्ड-कॉपी भी एक फाइल बनवाकर तैयार रखें। यह सूचना सभी राजकीय महाविद्यालयों को भरकर भेजना अनिवार्य है। किसी प्रकार की सहायता के लिये निम्नलिखित से सम्पर्क करें -

फॉर्मेट भरने संबंधी जानकारी के लिये	डा. प्रदीप कुमार मोदी	प्राचार्य, राजकीय महा. बाप, जोधपुर	9413307717
	डा. नरेन्द्र भोजक	सह आचार्य, राज. डूंगर महा. बीकानेर	9414142979
मार्गदर्शन एवं प्रशासनिक जानकारी	डा. विनोद कुमार भारद्वाज	प्रभारी, AAP योजना, आकाशि, जयपुर	9414304650
	डा. ललिता यादव	सहप्रभारी, AAP योजना, आकाशि, जयपुर	9529993619

आयुक्त  
कॉलेज शिक्षा, राजस्थान

पत्रांक: CCE/ISDC/AAP/2020-21/133:134 दिनांक : 13 मई 2022

प्रतिलिपि सूचनार्थ :

1. विशिष्ट सहायक, माननीय मंत्री, उच्च शिक्षा, राजस्थान।
2. निजी सचिव, श्रीमान शासन सचिव, उच्च एवं तकनीकी शिक्षा, राजस्थान।
3. निजी सचिव, आयुक्त, कॉलेज शिक्षा, राजस्थान, जयपुर।
4. वेब प्रभारी को आकाशि वेबसाइट पर अपलोड/ई-मेल करने हेतु।
5. रक्षित पत्रावली।

13/5/2022  
प्रभारी अधिकारी  
नवधार एवं कॉलेज शिक्षा विभाग ब्लॉक

**Government of Rajasthan**  
**Department of College Education, Rajasthan**  
**Assessment Matrix for Annual Auditing Programme 2021-22**  
*(An initiative in compliance of the Budget Announcement February 2019, Point No 32)*

**Format-A**  
**Assessment of Govt. Colleges**

**-: College Details :-**

1	Full Name of College	:	MJD Govt. College, Taranagar		
2	Address of College	:	Near Satyun Circle, Taranagar		
3	e-mail ID of College	:	mjdtaranagar@gmail.com		
4	Phone No	:	01561-241607		
5	Year of Establishment of College	:	1999		
6	AISHE Code	:	C-36794		
7	Name of Principal	:	Sh. S.D. Meena		
8	Mobile Number	:	9828367149		
9	e-mail ID	:	sdmeena31@gmail.com		
10	Name of IQAC coordinator	:	Sh. Hans Raj Parihar		
11	Mobile Number	:	9828768227		
12	e-mail ID	:	parihar.hansraj82@gmail.com		
13	Year of Establishment of IQAC	:	2021		
14	Whether the college has 2f	:	YES	Mention the Year :	2007
15	Whether the college has 12B	:	YES	Mention the Year :	2016
16	Whether Accredited for NAAC	:	NO		
17	If Yes, mention Date & Score	:	Cycle-1 :	Cycle-2 :	Cycle-3 :
18	Whether Accredited for AAP	:	YES		
19	If Yes, mention Score	:	214.75		
20	Session for which AAP form is being filled	:	2021-22		
	Assessment Period will be	:	1-July-2021 to 30-June-2022		
	Financial Period will be	:	1-April-2021 to 31-March-2022		
	Examination Year will be	:	2021		
19	Report Type	:	Self Assessment		

*[Signature]*  
 [IQAC Incharge]



*[Signature]*  
 प्रमुख  
 श्री जगतप देवी राज्यीय महाविद्यालय  
 तारानगर (सि.कॉ) 331304



# **MJD GOVT. COLLEGE, TARANAGAR Near Satyun Circle, Taranagar**

Assessment Matrix for Annual Auditing Programme : Format-A : Report

Inspection Type : Self Assessment, Inspection Session : 2021-22

Performance Criteria	Weights	Criteria-wise Grade Points	Criteria-wise Grade Points Averages	Criteria-wise Grade
A. Teaching and Learning	26.00	56.00	2.1540	<b>B</b>
B. Research and Professional Practices	18.00	13.00	0.7220	<b>D</b>
C. Infrastructure and Learning Resources	18.00	32.00	1.7780	<b>C</b>
D. Student Support and Participation	14.00	29.75	2.1250	<b>B</b>
E. Financial Resources and Utilisation	5.00	6.00	1.2000	<b>D</b>
F. Commitment, Leadership and Management	19.00	19.25	1.0130	<b>D</b>
<b>TOTAL</b>	<b>100.00</b>	<b>156.00</b>	<b>8.9920</b>	
<b>Institutional CGPA &amp; Letter GRADE</b>		<b>1.5600</b>	<b>C</b>	
SH. S.D. MEENA, Principal, MJD GOVT. COLLEGE, TARANAGAR, Near Satyun Circle, Taranagar Mobile No. : 9828357149				

*[Signature]*  
[IQAC Incharge]



*[Signature]*  
प्रचारक  
ने जलप देवी राजकीय महाविद्यालय  
तारानगर (पुन) 331304

**MJD GOVT. COLLEGE, TARANAGAR Near Satyun Circle, Taranagar**

Assessment Matrix for Annual Auditing Programe : Format-A : Report

Inspection Type : Self Assessment, Inspection Session : 2021-22

Criteria	Key Factors Criteria	Weights	Criteria-wise Grade Points	Criteria-wise Grade Points Averages	Criteria-wise Letter Grade
A. Teaching and Learning	A-1 Student Strength	2.00	8.00	4.0000	A++
	A-2 Inclusivity	2.75	5.25	1.9090	C
	A-3 Choices	3.25	7.00	2.1540	B
	A-4 Faculty-Portrayal	12.00	15.75	1.3130	D
	A-5 Student performance and learning outcomes	6.00	20.00	3.3330	A+
B. Research and Professional Practices	B-1 Research Output	15.00	13.00	0.8670	D
	B-2 Academic Enrichment	3.00	0.00	0.0000	D
C. Infrastructure and Learning Resources	C-1 Physical Assets	15.00	30.00	2.0000	C
	C-2 Office Setup	3.00	2.00	0.6670	D
D. Student Support and participation	D-1 Learning Support	4.25	11.25	2.6470	B+
	D-2 Counseling and Mentoring	9.75	18.50	1.8970	C
E. Financial Resources and Utilisation	E-1 Financial Management	4.00	6.00	1.5000	D
	E-2 Self Financing Efforts	1.00	0.00	0.0000	D
F. Commitment, Leadership and Management	F-1 Societal Footprint	1.25	1.00	0.8000	D
	F-2 Innovations	2.50	0.50	0.2000	D
	F-3 Effective Implementatin of Govt. Schemes	2.75	4.00	1.4550	D
	F-4 Strengthening the bond	2.75	1.50	0.5450	D
	F-5 Institutional Values and Best Pratices	9.75	12.25	1.2560	D

SH. S.D. MEENA, Principal, MJD GOVT. COLLEGE, TARANAGAR, Near Satyun Circle, Taranagar Mobile No. : 9828367149				

*[Signature]*  
[IAC Incharge]

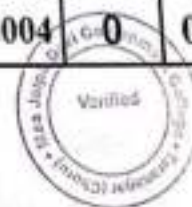


*[Signature]*  
प्राचार्य  
मौं जालपा देवी राजकीय महाविद्यालय  
तारानगर (धूलू) 331304

**MJD GOVT. COLLEGE, TARANAGAR Near Satyun Circle, Taranagar**  
**Assessment Matrix for Annual Auditing Programme : Format-A : Report**  
**Inspection Type : Self Assessment, Inspection Session : 2021-22**

*Input Details*

<i>Criteria</i>	<i>Key Indicators</i>	<i>SN</i>	<i>Parameters</i>	<i>Input Values</i>		<i>Credits</i>	<i>Weight</i>	<i>Weighted Credits</i>	<i>Supporting Documents Seq. Number</i>
A. Teaching and Learning	A-1 Student Strength	1	Actual Student Strength as percentage of Sanctioned Strength (All classes of UG & PG).	2004	2328	4	1.00	4.00	000 - 000
		2	No. of Applications received as the ratio of Sanctioned seats in UG Part-I and PG (Prev. ).	2594	826	4	1.00	4.00	
	A-2 Inclusivity	3	Percentage of Girls in case of (a) Co Ed. College.	889	2004	3	0.50	1.50	
			Percentage of Girls in case of (b) Girls College.	NO		0			
		4	Percentage of SC.	516	2004	3	0.25	0.75	
		5	Percentage of ST.	8	2004	1	0.25	0.25	
		6	Percentage of OBC.	987	2004	4	0.25	1.00	
		7	Percentage of MBC.	6	2004	1	0.25	0.25	
		8	Percentage of EWS.	1	2004	1	0.25	0.25	
		9	Percentage of Minorities.	0	2004	0	0.25	0.00	
10	Percentage of Students from other districts.	0	2004	0	0.25	0.00			

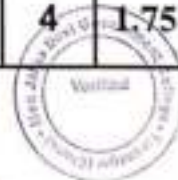




**MJD GOVT. COLLEGE, TARANAGAR Near Satyun Circle, Taranagar**  
**Assessment Matrix for Annual Auditing Programme : Format-A : Report**  
**Inspection Type : Self Assessment, Inspection Session : 2021-22**

*Input Details*

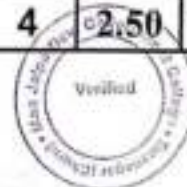
Criteria	Key Indicators	SN	Parameters	Input Values		Credits	Weights	Weighted Credits	Supporting Documents Seq. Number
A. Teaching and Learning	A-2 Inclusivity	11	Percentage of BPL Students.	994	2004	4	0.25	1.00	
		12	Percentage of Divyang students.	1	2004	1	0.25	0.25	
	A-3 Choices	13	No. of Faculties (Arts, Science, Commerce, Agriculture, Law etc.).	7		4	0.50	2.00	
		14	No. of Subjects offered at UG Courses.	15		4	1.00	4.00	
		15	No. of PG Courses offered.	4		2	0.50	1.00	
		16	No. of Vocational / Skill development Courses offered (RSLDC and Other agencies, including college level).	0		0	0.50	0.00	
		17	Percentage of students enrolled in Vocational / Skill development Courses.	0	2004	0	0.50	0.00	
		18	Percentage of Students passed in Vocational / Skill development Courses.	0	0		0.25		
A. Teaching and Learning	A-4 Faculty-Portrayal	19	Working faculty (including work arrangement, guest faculty, adhoc, Vidhya Sambal) as percentage of sanctioned posts.	23	23	4	1.75	7.00	



**MJD GOVT. COLLEGE, TARANAGAR Near Satyun Circle, Taranagar**  
**Assessment Matrix for Annual Auditing Programme : Format-A : Report**  
**Inspection Type : Self Assessment, Inspection Session : 2021-22**

*Input Details*

<i>Criteria</i>	<i>Key Indicators</i>	<i>SN</i>	<i>Parameters</i>	<i>Input Values</i>		<i>Credits</i>	<i>Weights</i>	<i>Weighted Credits</i>	<i>Supporting Documents Seq. Number</i>
		20	Percentage of filled posts (regular appointments) against sanctioned posts.	7	23	1	1.75	1.75	
		21	Percentage of working faculty members having Ph.D Degree.	3	23	0	1.50	0.00	
		22	Percentage of working faculty members having M.Phil. Degree (other than Ph.D).	0	23	0	0.50	0.00	
		23	Percentage of working faculty members awarded PDF/D.Litt.	0	23	0	0.50	0.00	
		24	Student-Teacher ratio as per sanctioned posts.	2004	23	1	2.00	2.00	
		25	Student-Teacher ratio as per working teachers.	2004	23	1	2.00	2.00	
		26	Target of content-wise teaching achieved in percentage.	60.00%	100%	3	1.00	3.00	
A. Teaching and Learning	A-4 Faculty-Portrayal	27	Percentage of faculty members contributed to development of E-content of University Curriculum and which is being utilised in more than one institution. (E-content means "Video only" OR "Video with PDF/PPT content", BUT NOT "Only PDF/PPT content".)	0	23	0	1.00	0.00	
	A-5 Student performance	28	Pass percentage in last University result.	1770	1923	4	2.50	10.00	



**MJD GOVT. COLLEGE, TARANAGAR Near Satyun Circle, Taranagar**  
**Assessment Matrix for Annual Auditing Programe : Format-A : Report**  
**Inspection Type : Self Assessment, Inspection Session : 2021-22**

*Input Details*

<i>Crtieria</i>	<i>Key Indicators</i>	<i>SN</i>	<i>Parameters</i>	<i>Input Values</i>		<i>Credits</i>	<i>Weights</i>	<i>Weighted Credits</i>	<i>Supporting Documents Seq. Number</i>
	and learning outcomes	29	Percentage of Students scored 60% and above in University result.	718	1923	3	2.00	6.00	
		30	Percentage of Students scored 75% and above in University result.	364	1923	4	1.00	4.00	
		31	Number of students who won Gold Medal in University exam.	0		0	0.50	0.00	
B. Research and Professional Practices	B-1 Research Output	32	Percentage of faculty members having research papers published in UGC care list journals or in peer reviewd journals with ISSN/E-ISSN during last 3 years.	0	23	0	1.50	0.00	
		33	Percentage of faculty members authored/co-authored at least one book with ISBN / Chapter in a Book (with ISBN).during last 3 years.	6	23	4	1.00	4.00	
B. Research and Professional Practices	B-1 Research Output	34	Percentage of faculty members recognized as research supervisor.	1	23	4	1.00	4.00	
		35	Percentage of faculty members under whom at least one scholar is awarded Ph.D..	1	23	4	1.00	4.00	
		36	Percentage of faculty members presented at least 2 papers in international seminars / conferences / E Conferences during last 3 years.	1	23	1	1.00	1.00	





**MJD GOVT. COLLEGE, TARANAGAR Near Satyun Circle, Taranagar**  
**Assessment Matrix for Annual Auditing Programme : Format-A : Report**  
**Inspection Type : Self Assessment, Inspection Session : 2021-22**

*Input Details*

Criteria	Key Indicators	SN	Parameters	Input Values		Credits	Weights	Weighted Credits	Supporting Documents Seq. Number
		37	Percentage of faculty members presented at least 3 papers in national seminars / conferences / E Conference during last 3 years.	0	23	0	1.25	0.00	
		38	No. of International/National seminars / conferences/workshops / E Conference organized during last 5 years.	0		0	1.25	0.00	
		39	No. of faculty members who have acted as convener / Organizing secretary in national seminar / conferences / E Conference during last 5 years.	0		0	1.50	0.00	
B. Research and Professional Practices	B-1 Research Output	40	No. of Faculty members delivered Keynote / Plenary / Invited Lecture in Regional / National/ International Seminars / E-Conference (during last 3 years).	0		0	1.50	0.00	
		41	Percentage of faculty members who have been Awarded Research Projects from UGC, CSIR, DST, DBT, ICSSR and other research funding agency.	0	23	0	1.00	0.00	



**MJD GOVT. COLLEGE, TARANAGAR Near Satyun Circle, Taranagar**  
**Assessment Matrix for Annual Auditing Programme : Format-A : Report**  
**Inspection Type : Self Assessment, Inspection Session : 2021-22**

*Input Details*

<i>Criteria</i>	<i>Key Indicators</i>	<i>SN</i>	<i>Parameters</i>	<i>Input Values</i>	<i>Credits</i>	<i>Weight</i>	<i>Weighted Credits</i>	<i>Supporting Documents Seq. Number</i>
		42	No. of faculty members, who are associated with any foreign agency for research / referee assignments.	0	0	1.00	0.00	
		43	Percentage of Faculty members having Citation in Publications of Natational Repute with ISBN / E-ISBN / ISSN / E-ISSN / Recognised Document.	0	23	0	1.00	0.00
		44	Number of Citation in Publications of Natational Repute with ISBN / E-ISBN / ISSN / E-ISSN / Recognised Document.	0		0	1.00	0.00
B. Research and Professional Practices	B-2 Academic Enrichment	45	Percentage of faculty members associated with academic associations/BOS member/University Academic Council/Associated with Board/Public Service Commission of any state.	0	23	0	1.00	0.00
		46	Percentage of faculty members who have attended international level academic events / programmes outside India during last 5 years.	0	23	0	1.00	0.00
		47	Number of IPRs (Patents, Copyrights, Trade marks etc.) if any, in the name of faculty member of the college.	0		0	1.00	0.00
C. Infrastructure	C-1 Physical Assets	48	Whether the college has its own building.	YES	4	0.50	2.00	



**MJD GOVT. COLLEGE, TARANAGAR Near Satyun Circle, Taranagar**  
**Assessment Matrix for Annual Auditing Programme : Format-A : Report**  
**Inspection Type : Self Assessment, Inspection Session : 2021-22**

*Input Details*

Criteria	Key Indicators	SN	Parameters	Input Values		Credits	Weight	Weighted Credits	Supporting Documents Seq. Number
and Learning Resources		49	Ratio of total students to No. of classrooms in the college.	2004	13	0	1.00	0.00	
		50	Ratio of students in practical subjects to the number of labs.	1669	5	0	1.00	0.00	
		51	Ratio of student furniture to the total number of class rooms.	1200	13	4	1.00	4.00	
		52	Percentage of class rooms / labs equipped with working fans and LED tube lights / bulbs.	18	18	4	0.50	2.00	
C. Infrastructure and Learning Resources	C-1 Physical Assets	53	Ratio of number of boys students to the No. of FUNCTIONAL toilets.	1115	8	3	0.50	1.50	
		54	Ratio of number of girls students to the No. of FUNCTIONAL toilets.	889	6	2	0.50	1.00	
		55	Ratio of number of staff (teaching and non-teaching) members to the No. of FUNCTIONAL toilets.	24	3	4	0.50	2.00	
		56	FUNCTIONAL Toilets facility for Divyang students and staff members.	YES		4	0.25	1.00	
		57	Ramp and other facilities for Divyang students and staff members.	YES		4	0.25	1.00	
		58	Girls common room facility (Number of Activities undertaken specially in the Girls Common room other than activities of women cell).			0		0	0.50





**MJD GOVT. COLLEGE, TARANAGAR Near Satvun Circle, Taranagar**  
**Assessment Matrix for Annual Auditing Programme : Format-A : Report**  
**Inspection Type : Self Assessment, Inspection Session : 2021-22**

*Input Details*

<i>Criteria</i>	<i>Key Indicators</i>	<i>SN</i>	<i>Parameters</i>	<i>Input Values</i>	<i>Credits</i>	<i>Weights</i>	<i>Weighted Credits</i>	<i>Supporting Documents Seq. Number</i>
		59	Availability of Staff room (with facilities).	YES	4	0.50	2.00	
		60	Departmental rooms in percentage to No. of subjects being taught in the college.	5   15	1	0.75	0.75	
		61	No. of WORKING computers in campus for Students only (including ICT labs, laboratories etc.).	16	3	0.50	1.50	
C. Infrastructure and Learning Resources	C-1 Physical Assets	62	Ratio of WORKING Computers with free access of internet surfing for students.	16   2004	3	0.50	1.50	
		63	Availability of Safe/Clean drinking water with functional water purifier system.	YES	4	0.50	2.00	
		64	Whether the college has Language Lab.	NO	0	0.25	0.00	
		65	No of Languages associated with Language Lab for which activities are being performed.	0	0	0.25	0.00	
		66	Whether modernisation of Labs have been initiated.	NO	0	0.25	0.00	
		67	Whether Photocopier / Printing facility is available for Students (on payment basis).	NO	0	0.25	0.00	
		68	Speed of Wi-Fi facility in the Campus.	10	1	0.50	0.50	
		69	Number of class rooms covered under LAN.	0	0	0.50	0.00	



**MJD GOVT. COLLEGE, TARANAGAR Near Satyun Circle, Taranagar**  
**Assessment Matrix for Annual Auditing Programme : Format-A : Report**  
**Inspection Type : Self Assessment, Inspection Session : 2021-22**

*Input Details*

<i>Crtieria</i>	<i>Key Indicators</i>	<i>SN</i>	<i>Parameters</i>	<i>Input Values</i>	<i>Credits</i>	<i>Weightn</i>	<i>Weighted Credits</i>	<i>Supporting Documents Seq. Number</i>	
		70	No. of smart classrooms (Functional interactive Board).	1	1	0.50	0.50		
		71	Percentage of capacity of power generation through Generator / inverter/Solar panel to total electricity requirement of the college.	2	10	0	0.75	0.00	
C. Infrastructure and Learning Resources	C-1 Physical Assets	72	Availability of Audio / video system in the college (Mic, TV, Projector, Laptops etc.).	YES	4	0.75	3.00		
		73	Availability of Auditorium in the Campus (Above 150 seating capacity).	YES	4	0.75	3.00		
		74	No. of Seminar Halls/Lecture Theater with fitted/permanent Audio/Video system.	1	1	0.75	0.75		
		75	Functional Fire Extinguishers available.	YES and Fitted	0	0.25	0.00		
	C-2 Office Setup	76	Percentage of working Ministerial staff to no. of sanctioned posts (including Lab assts.).	0	7	0	1.00	0.00	
		77	Percentage of working supporting staff to no. of sanctioned posts (including Lab bearers, gas man etc.).	1	5	0	1.00	0.00	
		78	Working accounts personnel.	NO	0	0.50	0.00		



**MJD GOVT. COLLEGE, TARANAGAR Near Satyun Circle, Taranagar**  
**Assessment Matrix for Annual Auditing Programme : Format-A : Report**  
**Inspection Type : Self Assessment, Inspection Session : 2021-22**

*Input Details*

<b>Crtieria</b>	<b>Key Indicators</b>	<b>SN</b>	<b>Parameters</b>	<b>Input Values</b>	<b>Credits</b>	<b>Weight</b>	<b>Weighted Credits</b>	<b>Supporting Documents Seq. Number</b>
		79	Automization of offices.	<b>YES</b>	<b>4</b>	<b>0.50</b>	<b>2.00</b>	
D. Student Support and Participation	D-1 Learning Support	80	Library with or without e-library/inflibnet/delnet facility (Based on total Hits).	Yes Library Yes Facility	<b>4</b>	<b>1.00</b>	<b>4.00</b>	
		81	Working Librarian.	<b>NO</b>	<b>0</b>	<b>0.25</b>	<b>0.00</b>	
		82	Whether library is automated.	<b>YES</b>	<b>4</b>	<b>0.25</b>	<b>1.00</b>	
		83	Percentage of working Library staff against sanctioned posts.	0   1	<b>0</b>	<b>0.25</b>	<b>0.00</b>	
		84	Ratio of total books in library to total No. of students.	13436   2004	<b>4</b>	<b>0.50</b>	<b>2.00</b>	
		85	No. of Reading Rooms.	1	<b>2</b>	<b>0.50</b>	<b>1.00</b>	
		86	No. of copies of News papers subscribed per 100 students.	2   2004	<b>1</b>	<b>0.25</b>	<b>0.25</b>	
		87	Subscription of employment News paper.	<b>YES</b>	<b>4</b>	<b>0.25</b>	<b>1.00</b>	
		88	No. of magazines subscribed.	0	<b>0</b>	<b>0.25</b>	<b>0.00</b>	
		89	Number of journals subscribed per subject by the college.	0   15	<b>0</b>	<b>0.25</b>	<b>0.00</b>	





**MJD GOVT. COLLEGE, TARANAGAR Near Satyun Circle, Taranagar**  
**Assessment Matrix for Annual Auditing Programme : Format-A : Report**  
**Inspection Type : Self Assessment, Inspection Session : 2021-22**

*Input Details*

<i>Crtieria</i>	<i>Key Indicators</i>	<i>SN</i>	<i>Parameters</i>	<i>Input Values</i>	<i>Credits</i>	<i>Weights</i>	<i>Weighted Credits</i>	<i>Supporting Documents Seq. Number</i>	
		90	Log book / Register of Attendee is maintained regularly in the library.	YES	4	0.50	2.00		
D. Student Support and Participation	D-2 Counseling and Mentoring	91	Percentage of Students guided through Counselling cell (includes mental health counselling and career counselling).	0	2004	0	0.50	0.00	
		92	Sports Ground.	YES	4	0.25	1.00		
		93	Working Director Physical Education.	NO	0	0.25	0.00		
		94	No. of games for which complete set of equipments and gears available.	13	4	0.50	2.00		
		95	Total No. of students benefited by issuing of sports equipments and gears.	52	2	0.50	1.00		
		96	No. of events (including Symposium, KARYA, Student Workshop, Science Events) at Inter-college / University / National and International level in which college participated.	0	0	0.50	0.00		
		97	No. of prizes won by college at state / University level sports/ games, Symposium, KARYA, Student Workshop, Science Events.	3	2	0.25	0.50		
		98	No. of prizes won by college at National and International level sports/ games.	0	0	0.50	0.00		



**MJD GOVT. COLLEGE, TARANAGAR Near Satyun Circle, Taranagar**  
**Assessment Matrix for Annual Auditing Programme : Format-A : Report**  
**Inspection Type : Self Assessment, Inspection Session : 2021-22**

*Input Details*

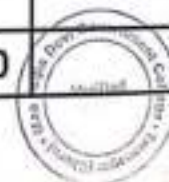
<i>Crtieria</i>	<i>Key Indicators</i>	<i>SN</i>	<i>Parameters</i>	<i>Input Values</i>	<i>Credits</i>	<i>Weights</i>	<i>Weighted Credits</i>	<i>Supporting Documents Seq. Number</i>
D. Student Support and Participation	D-2 Counseling and Mentoring	99	No. of prizes won by college at Regional Cultural, Litrary events and NSS, NCC, Rover, Ranger programmes.	0	0	0.25	0.00	
		100	No. of prizes won by college at National/International Cultural, Litrary events and NSS , NCC, Rover, Ranger programmes.	0	0	0.50	0.00	
		101	No. of Arjun Drashti Award won by college district level divisional level and state level during last 3 years.	0	0	0.25	0.00	
		102	Prizes won/Awards received by any teaching/non teaching staff (Local / State / National / International).	NO	0	0.25	0.00	
		103	Activities organised by Grievence Redressal Cell.	YES	4	0.25	1.00	
		104	Activities performed by Anti ragging cell.	YES	4	0.25	1.00	
		105	Activities organised by Women cell.	YES	4	0.25	1.00	
		106	Activities organised by Student Advisory cell.	YES	4	0.25	1.00	
D. Student Support and	D-2 Counseling and Mentoring	107	Activities organised by Amensty cell.	NO	0	0.25	0.00	



**MJD GOVT. COLLEGE, TARANAGAR Near Satyun Circle, Taranagar**  
**Assessment Matrix for Annual Auditing Programme : Format-A : Report**  
**Inspection Type : Self Assessment, Inspection Session : 2021-22**

*Input Details*

<i>Crtieria</i>	<i>Key Indicators</i>	<i>SN</i>	<i>Parameters</i>	<i>Input Values</i>	<i>Credits</i>	<i>Weightn</i>	<i>Weighted Credits</i>	Supporting Documents Seq. Number
Participation		108	Sexual harassment and Internal complaint cell.	NO	0	0.25	0.00	
		109	Total No. of Extra-curricular activities organised.	2	1	0.50	0.50	
		110	Activities of Entrepreneurship / Skill Development promotional cell in the college.	YES	4	0.25	1.00	
		111	Activities of NSS units in the college.	YES	4	0.50	2.00	
		112	Activities of Rover/ Ranger unit.	YES	4	0.50	2.00	
		113	Activities of NCC unit in the college.	YES	4	0.50	2.00	
		114	Regular updation of Employment/ Job Vacancy Display Board for students.	YES	4	0.50	2.00	
		115	First-Aid kit available/Dispensary facilities available.	Only First Aid Kit	2	0.25	0.50	
		116	Day Care Facility.	NO	0	0.25	0.00	
D. Student Support and Participation	D-2 Counseling and Mentoring	117	Canteen facility available with proper space, hygenic environmen, menu and Food availability.	No Canteen	0	0.25	0.00	
		118	Functional Hostel facility.	NO	0	0.25	0.00	





**MJD GOVT. COLLEGE, TARANAGAR Near Satyun Circle, Taranagar**  
**Assessment Matrix for Annual Auditing Programme : Format-A : Report**  
**Inspection Type : Self Assessment, Inspection Session : 2021-22**

*Input Details*

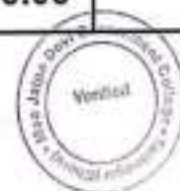
Criteria	Key Indicators	SN	Parameters	Input Values		Credits	Weight	Weighted Credits	Supporting Documents Seq. Number
E. Financial Resources and Utilisation	E-1 Financial Management	119	Percentage of total grants utilized in last 3 years.	20000000	20000000	4	1.00	4.00	
		120	Average annual per capita capital expenditure.	313636	2004	1	1.00	1.00	
		121	Average annual per capita operational expenditure.	459161	2004	1	1.00	1.00	
		122	No. of Internal/ CA Audits undertaken during last 3 years.	0		0	1.00	0.00	
	E-2 Self Financing Efforts	123	Funds received from sources other than state or central govt (last 3 years).	0		0	1.00	0.00	
F. Commitment, Leadership and Management	F-1 Societal Footprint	124	Whether college has any regular center for IGNOU / VMOU etc..	YES		4	0.25	1.00	
		125	No. of efforts undertaken for creating national integration and Community awareness among students.	0		0	0.50	0.00	
		126	No. of Institutional/ Corporate Collaborative activities undertaken by College.	0		0	0.50	0.00	



**MJD GOVT. COLLEGE, TARANAGAR Near Satyun Circle, Taranagar**  
**Assessment Matrix for Annual Auditing Programme : Format-A : Report**  
**Inspection Type : Self Assessment, Inspection Session : 2021-22**

*Input Details*

<i>Criteria</i>	<i>Key Indicators</i>	<i>SN</i>	<i>Parameters</i>	<i>Input Values</i>	<i>Credits</i>	<i>Weight</i>	<i>Weighted Credits</i>	<i>Supporting Documents Seq. Number</i>
F. Commitment, Leadership and Management	F-2 Innovation	127	No. of initiatives undertaken for Students welfare (Human Value added based).	0	0	0.25	0.00	
		128	Quality enhancement training for Faculty/Staff Initiatives/Activities organised by college.	NO	0	0.25	0.00	
		129	Games and Sports Activities for Faculty/Staff organised by college.	NO	0	0.25	0.00	
		130	No. of Books collected under Community Book Bank scheme.	45	1	0.50	0.50	
F. Commitment, Leadership and Management	F-2 Innovation	131	Participation of college in District level campaigning/ activities organized by district administration (Total Number).	0	0	0.50	0.00	
		132	Feedback availability for stakeholders (Students/Parents/Teachers/Others).	NO	0	0.50	0.00	
		133	Percentage of active e-mail ID of Students.	0	2004	0	0.25	0.00



**MJD GOVT. COLLEGE, TARANAGAR Near Satyun Circle, Taranagar**  
**Assessment Matrix for Annual Auditing Programme : Format-A : Report**  
**Inspection Type : Self Assessment, Inspection Session : 2021-22**

*Input Details*

<i>Crtieria</i>	<i>Key Indicators</i>	<i>SN</i>	<i>Parameters</i>	<i>Input Values</i>	<i>Credits</i>	<i>Weight</i>	<i>Weighted Credits</i>	<i>Supporting Documents Seq. Number</i>
	F-3 Effective Implementatin of Govt. Schemes	134	Implementation of Scholarships / Incentive schemes (distributional efficacy).	No Pendency	4	1.00	4.00	
		135	Number of Innovative programe organised by college in association with CCE (Gyan Ganga/Gyan Sudha/Gyan Doot etc.).	0		0.50		
		136	Percentage of faculty members contributed as various position in Gyan Ganga/Gyan Sudha/Gyan Parakh/Gyan Doot/Rajiv 2021 Digital Quizathon etc..	0	23	0	0.50	0.00
F. Commitment, Leadership and Management	F-3 Effective Implementatin of Govt. Schemes	137	Number of Faculty Members delivered lectures under Gyan Doot 2.0	0		0.50		
		138	Whether the college has developed any supportive extra class system for regular students (online/offline). excluding IGNOU, BMOU, Non-collegeiate teaching.	NO	0	0.25	0.00	





**MJD GOVT. COLLEGE, TARANAGAR Near Satyun Circle, Taranagar**  
**Assessment Matrix for Annual Auditing Programme : Format-A : Report**  
**Inspection Type : Self Assessment, Inspection Session : 2021-22**

*Input Details*

<i>Criteria</i>	<i>Key Indicators</i>	<i>SN</i>	<i>Parameters</i>	<i>Input Values</i>	<i>Credits</i>	<i>Weights</i>	<i>Weighted Credits</i>	<i>Supporting Documents Seq. Number</i>	
	F-4 Strengthening the bond	139	Number of lectures organised under Inter Disciplinary Educational Association (IDEA) programme	0		0.50			
		140	Percentage of Faculty Members who delivered lectures organised under Inter Disciplinary Educational Association (IDEA) programme	0	23	0	0.50	0.00	
F. Commitment, Leadership and Management	F-4 Strengthening the bond	141	No. of Interactive sessions organised for students with motivational mentors/ excellent performers.	0		0	0.25	0.00	
		142	No. of Students- Principal interactions.	0		0	0.25	0.00	
		143	No. of Student- Teacher meetings other than class room teaching.	0		0	0.25	0.00	
		144	No. of Staff Council and Development committee meetings held.	4		4	0.25	1.00	
		145	No. of Parents- Teacher meetings.	0		0	0.25	0.00	



**MJD GOVT. COLLEGE, TARANAGAR Near Satyun Circle, Taranagar**  
**Assessment Matrix for Annual Auditing Programme : Format-A : Report**  
**Inspection Type : Self Assessment, Inspection Session : 2021-22**

*Input Details*


<i>Criteria</i>	<i>Key Indicators</i>	<i>SN</i>	<i>Parameters</i>	<i>Input Values</i>	<i>Credits</i>	<i>Weights</i>	<i>Weighted Credits</i>	<i>Supporting Documents Seq. Number</i>
		146	Alumni Association of college is formed / Registered.	Yes Formed only	2	0.25	0.50	
		147	No. of Alumni meetings held (last 2 years).	0	0	0.25	0.00	
F. Commitment, Leadership and Management	F-5 Institutional Distictiveness and Best Practice	148	How many Waste Management System (Solid waste/Liquid Waste/E waste/Bio-waste) the college has.	0	0	0.50	0.00	
		149	Provide writeup of minimum two Best Practices in maximum 500 words (To be uploaded on web portal and provide the link below).	NO	0	0.50	0.00	
		150	Provide writeup of Institutional Distinctiveness in maximum 1000 words (To be uploaded on web portal and provide the link below).	NO	0	0.50	0.00	
		151	Energy Conservation (Solar/Wind/Bio-Gas).	YES	4	0.25	1.00	



**MJD GOVT. COLLEGE, TARANAGAR Near Satyun Circle, Taranagar**  
**Assessment Matrix for Annual Auditing Programme : Format-A : Report**  
**Inspection Type : Self Assessment, Inspection Session : 2021-22**

*Input Details*

<i>Criteria</i>	<i>Key Indicators</i>	<i>SN</i>	<i>Parameters</i>	<i>Input Values</i>	<i>Credits</i>	<i>Weights</i>	<i>Weighted Credits</i>	<i>Supporting Documents Seq. Number</i>	
		152	Green campus initiatives (like water conservation, water harvesting system, air purifier, green compost, herbal garden etc.).	YES	4	0.50	2.00		
		153	Green Audit.	NO	0	0.50	0.00		
F. Commitment, Leadership and Management	F-5 Institutional Distinctiveness and Best Practice	154	Display of Code of conduct (Duties and Responsibilities) on College Web Page - Student, Teacher, Others.	YES	4	0.25	1.00		
		155	Percentage of Students passed in Competitive Exams.	0	2004	0	0.50	0.00	
		156	Organised Blood Donation Camp.	NO	0	0.50	0.00		
		157	Health Awareness Camps are organised by College.	YES	4	0.25	1.00		
		158	Celebration of National/International Days (No.)	5	2	0.25	0.50		
		159	Percentage of Departments/Faculty having its own association.	0	15	0	0.25	0.00	
		160	No. of trees planted in the college campus during Current Year.	200	3	0.50	1.50		
		161	No. of trees planted in the college campus during Last 5 Years including Current Year.	1200	4	0.50	2.00		
		162	Percentage of Surviving Plants, Planted during Last 5 Years including Current Year	350	1200	2	0.50	1.00	





**MJD GOVT. COLLEGE, TARANAGAR Near Satyun Circle, Taranagar**  
**Assessment Matrix for Annual Auditing Programme : Format-A : Report**  
**Inspection Type : Self Assessment, Inspection Session : 2021-22**

*Input Details*

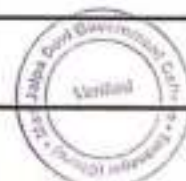
Criteria	Key Indicators	SN	Parameters	Input Values		Credits	Weight	Weighted Credits	Supporting Documents Seq. Number
F. Commitment, Leadership and Management	F-5 Institutional Distictiveness and Best Practice	163	Percentage of students placed through Employment Fairs/Placement Camps/Campus Recruitment Drives organised by the college.	0	2004	0	0.50	0.00	
		164	No. of years for which Placement Data is maintained.	0		0	0.25	0.00	
		165	Gender Equity Programmes organised by College.	NO		0	0.25	0.00	
		166	Security and Safety Programmes for Women organised by College (Number).	1		1	0.25	0.25	
		167	Whether Sanitary Napkin distribution facility is available in the College.	YES		4	0.25	1.00	
		168	Whether the college prepares Institutional Development Plan with the Vision and Mission of the Institute.	Annual		2	0.50	1.00	
		169	Whether Code of Conduct Handbook exists for students, faculty members, staff and administration.	NO		0	0.25	0.00	
		170	Number of initiatives taken to contribute in Local Community and Area Development (Other than NSS, NCC, Scout etc.)	0		0	0.25	0.00	



**MJD GOVT. COLLEGE, TARANAGAR Near Satyun Circle, Taranagar**  
**Assessment Matrix for Annual Auditing Programme : Format-A : Report**  
**Inspection Type : Self Assessment, Inspection Session : 2021-22**

*Input Details*

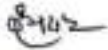
<i>Crtieria</i>	<i>Key Indicators</i>	<i>SN</i>	<i>Parameters</i>	<i>Input Values</i>	<i>Credits</i>	<i>Weights</i>	<i>Weighted Credits</i>	<i>Supporting Documents Seq. Number</i>
F. Commitment, Leadership and Management	F-5 Institutional Distictiveness and Best Practice	171	Whether minutes of meetings of IQAC and ATR are uploaded on website.	NO	0	0.25	0.00	
		172	Whether Course Outcomes (COs), Programme Outcomes (POs), Programme Specific Outcomes (PSOs) are displayed and learning outcomes are maintained annually.	NO	0	0.25	0.00	
		173	Provide writeup of measures taken by Institute to Slow Learner (SL) and Advance Learner (AL). (To be uploaded on web portal and provide the link below).	NO	0	0.50	0.00	




**MJD GOVT. COLLEGE, TARANAGAR Near Satyun Circle, Taranagar**  
Assessment Matrix for Annual Auditing Programme : Format-A : Report  
Inspection Type : Self Assessment, Inspection Session : 2021-22

*Input Details*

<i>Crtieria</i>	<i>Key Indicators</i>	<i>SN</i>	<i>Parameters</i>	<i>Input Values</i>	<i>Credits</i>	<i>Wegho</i>	<i>Weighted Credits</i>	<i>Supporting Documents Seq. Number</i>
SH. S.D. MEENA, Principal, MJD GOVT. COLLEGE, TARANAGAR, Near Satyun Circle, Taranagar Mobile No. : 9828367149								

  
[IAAC Incharge]



  
प्रधान  
श्री ज्ञानदेवी सरकारी महाविद्यालय  
तारानगर (पूर्व) 331304





Letter No. CCE/ISDC/AAP/2020-21/281

Date: 03<sup>rd</sup> Feb. 2021

प्राचार्य

समस्त राजकीय महाविद्यालय,  
राजस्थान।

**वार्षिक अंकेक्षण कार्यक्रम**  
(Annual Auditing Programme - AAP)

विषय: वार्षिक अंकेक्षण कार्यक्रम को पुनः आरम्भ करते हुए सत्र 2020-21 के लिये सूचना भरने एवं आयुक्तालय को प्रेषित करने बाबत।

सन्दर्भ : पूर्व में आकाशि द्वारा जारी पत्र क्रमांक CCE/ISDC/AAP/2019/1668; दिनांक 24/12/2019 के क्रम में।

लेख है कि फरवरी 2019 में बिन्दु संख्या 32 की बजट घोषणा की क्रियाविधि विभाग द्वारा आरम्भ की जा चुकी थी, और 34 राजकीय महाविद्यालयों का विगत सत्र में वार्षिक अंकेक्षण कार्य पूर्ण भी किया जा चुका था। परन्तु कोविड-19 के कारण इस प्रक्रिया को सर्वहित में स्थगित कर दिया गया था।

वर्तमान सत्र 2020-21 में इस कार्यक्रम को पुनः आरम्भ किया जा रहा है। इस प्रयोजनार्थ निर्देशित किया जाता है कि -

1. इस प्रक्रिया में सभी राजकीय महाविद्यालयों को भाग लेना अनिवार्य है। अतः सभी राजकीय महाविद्यालयों को वार्षिक अंकेक्षण के संबंध में स्व-मूल्यांकन कर आयुक्तालय द्वारा प्रेषित Excel format में निर्दिष्ट सूचनाएं भरकर आयुक्तालय को प्रेषित करनी है।
2. आपको इस प्रयोजनार्थ सूचना प्रेषण हेतु एक Excel format का उपयोग करना है। यह Excel format इस वेबसाइट पर Circulars में इस आदेश के नीचे ही अपलोड किया जा रहा है। साथ ही, यह Excel format आपके महाविद्यालय की Gmail पर भी भेज दिया गया है।
3. इस Excel format में आपके द्वारा सूचनाएं भरने पर कुछ मूल्य स्वतः परिकल्पित हो जायेंगे, अतः उन वर्गों में सूचनाएं स्वतः लॉक रहेगी।
4. इस Excel format के संबंध में सभी राजकीय महाविद्यालयों को विगत सत्र में राज्य स्तर से DRAC अध्यक्ष महाविद्यालयों को एवं अन्य महाविद्यालयों को जिला/महाविद्यालय स्तर से प्रशिक्षण दिया गया था। साथ ही, समस्त राजकीय महाविद्यालयों को अपने स्तर पर भी सभी संकाय सदस्यों को इस वार्षिक अंकेक्षण प्रक्रिया एवं Excel format के संबंध में प्रशिक्षण करवाये जाने हेतु निर्देशित किया गया था। तथापि, इस आदेश के जरिये सभी जिला संसाधन सहायता समिति (DRAC) के अध्यक्ष प्राचार्यों को निर्देशित किया जाता है कि वे अपने संबंधित जिले में इस बात की पुष्टि कर लें कि सभी राजकीय महाविद्यालयों को इस वार्षिक अंकेक्षण प्रक्रिया एवं Excel format को भरने के संबंध में जानकारी है। साथ ही, दिनांक 8 फरवरी तक महाविद्यालय की सुविधानुसार कोई एक दिवस निर्धारित कर जिले के सभी राजकीय महाविद्यालयों को ऑनलाइन प्रशिक्षण करवाया जाना सुनिश्चित करें।
5. वार्षिक अंकेक्षण प्रक्रिया के इस Excel format को भरकर इसे आयुक्तालय कॉलेज शिक्षा की ई-मेल [aap.cceraj@gmail.com](mailto:aap.cceraj@gmail.com) पर दिनांक 15 फरवरी 2021 तक आवश्यक रूप से भिजवाया जाना है।

इस भरे हुए Excel format का प्रिंट लेकर इसकी प्राचार्य द्वारा हस्ताक्षरित प्रति आयुक्तालय के नवाचार प्रकोष्ठ को दिनांक 18 फरवरी 2021 तक भिजवाया जाना सुनिश्चित करें।

7. इस भरे हुए Excel format के साथ कोई भी दस्तावेज (Document) संलग्न नहीं करें।



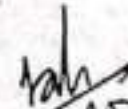
8. महाविद्यालयों द्वारा प्रेषित सूचनाओं के उपरान्त आपके महाविद्यालय में निरीक्षण दल प्रेषित किये जायेंगे। निरीक्षण दल महाविद्यालयों द्वारा प्रेषित सूचनाओं का पूर्व की भांति सत्यापन करेंगे। अतः स्व-मूल्यांकन आधार पर वहीं सूचनायें भरी जायें जिनके यथोचित प्रमाण/दस्तावेज महाविद्यालय के पास उपलब्ध हैं। असत्य अथवा भ्रामक सूचनायें भरने पर संबंधित महाविद्यालय एवं संबंधित समिति सदस्य इसके लिये उत्तरदायी होंगे।
9. इस मूल्यांकन आधार पर सभी राजकीय महाविद्यालयों की राज्य स्तरीय रैंकिंग तैयार की जायेगी। इसके अतिरिक्त इस आधार पर ही महाविद्यालयों के विकास की योजना निर्माण का कार्य किया जाना है। अतः महाविद्यालयों से वार्षिक सूचना प्रेषण वांछित है।
10. निरीक्षण दलों द्वारा महाविद्यालयों की इन सूचनाओं का भौतिक सत्यापन कार्य फरवरी 2021 के अन्तिम सप्ताह में ही आरम्भ करवाया जाना है। अतः समय सीमा को ध्यान में रखते हुए निर्देशित सूचना प्रेषण का कार्य निर्दिष्ट तिथियों में ही सम्पन्न करें।

इस संबंध में किसी प्रकार की जानकारी/मार्गदर्शन हेतु निम्नलिखित अधिकारियों से सम्पर्क कर सकते हैं -

1. डा. प्रदीप मोदी	राजकीय कन्या महाविद्यालय, श्रीगंगानगर	94133 07717
2. डा. नरेन्द्र भोजक	राजकीय डूंगर महाविद्यालय, बीकानेर	94141 42979
3. डा. शैलेन्द्र गहलोत	राजकीय महाविद्यालय, जोधपुर	98282 29912
4. डा. अपूर्व माथुर	राजकीय महाविद्यालय, पाली	92144 21883
5. डा. नरेन्द्र गुप्ता	राजकीय महाविद्यालय, चित्तौडगढ़	93527 72029
6. डा. दिलीप शठौड	राजकीय महाविद्यालय, चूंदी	94139 54852

आयुक्तालय स्तर पर किसी सहायता हेतु आयुक्तालय में नवाचार एवं कौशल विकास के निम्न अधिकारियों से सम्पर्क करें।

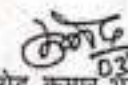
1. डा. विनोद कुमार भारद्वाज	प्रभारी अधिकारी	94143 04850
2. डा. विश्राम मीणा	सह आचार्य	09503 73686

  
सन्देश  
आयुक्त

पत्रांक: CCE/ISDC/FDP/Gyan Ganga/2020-21/282; दिनांक : 03<sup>rd</sup> Feb. 2021

सूचनायें प्रतिलिपि:

1. निजी सचिव, शासन सचिव, उच्च एवं तकनीकी शिक्षा, राजस्थान।
2. निजी सचिव, आयुक्त कालेज शिक्षा, राजस्थान, जयपुर।
3. निजी सहायक, अतिरिक्त आयुक्त कालेज शिक्षा, राजस्थान, जयपुर।
4. समस्त संयुक्त निदेशक, आकाशि, जयपुर।
5. समस्त प्राचार्य/अध्यक्ष, DRAC, राजकीय महाविद्यालय, राजस्थान को निर्देशानुसार दिनांक 08 फरवरी तक जिले के सभी राजकीय महाविद्यालयों को वार्षिक अंकेक्षण प्रक्रिया एवं Excel format संबंधी ऑनलाइन प्रशिक्षण सम्पन्न करवाने हेतु।
6. सहायक निदेशक, क्षेत्रीय कार्यालय, कालेज शिक्षा, राजस्थान को निर्देशानुसार इस आदेश की क्रियाविधि सुनिश्चित करवाने हेतु।
7. सभी प्रभारी अधिकारी, महाविद्यालय समूह, आकाशि, जयपुर को निर्देशानुसार आमतौर पर संबंधित महाविद्यालयों से सम्पर्क करके इस आदेश की क्रियाविधि सुनिश्चित करवाने हेतु।
8. वैंब प्रभारी, आकाशि को वेबसाइट पर अपलोड करने एवं संगणिकों को ई-नेल करने हेतु।
9. रचित पत्रावली।

  
03/2/2021  
डा. विनोद कुमार भारद्वाज  
प्रभारी अधिकारी,  
नवाचार एवं कौशल विकास प्रकोष्ठ





321  
19/2/21

जी दीपे-इ कोलमी  
18/2/21

राजस्थान सरकार  
आयुक्तालय, कालेज शिक्षा, राजस्थान, जयपुर

Block-4, RKS Sankul, JLN Road, Jaipur- 302015, Rajasthan

Website: <http://hte.rajasthan.gov.in/dept/dce/> e-mail: [innovation.cceraj@gmail.com](mailto:innovation.cceraj@gmail.com) Ph.: 0141-2706847 (0)

पत्रांक : CCE/ISDC/AAP/2020-21/343;

दिनांक : 17 February 2021

प्राचार्य,  
समस्त राजकीय महाविद्यालय,  
राजस्थान।

विषय : Annual Auditing Programme (AAP) कार्यकमान्तगत महाविद्यालय की सूचना प्रेषण बाबत।

सन्दर्भ : आदेश क्रमांक CCE/ISDC/AAP/2020-21/281; दिनांक : 03 February 2021 के क्रम में।

लेख है कि उपरोक्त आदेश के जरिये सभी महाविद्यालयों को संलग्न Excel फॉर्मेट में महाविद्यालय की सूचनाएं भरकर ई-मेल के जरिये एवं हस्ताक्षरित हार्ड कॉपी प्रेषित करने के लिये निर्देशित किया गया था। इसका अभिप्राय यही था सॉफ्ट कॉपी में Excel फॉर्मेट में तथा हस्ताक्षरित हार्ड कॉपी को महाविद्यालयों द्वारा प्रेषित किया जायेगा। परन्तु कई महाविद्यालयों में इस सूचना को PDF फॉर्मेट में प्रेषित किया है। साथ ही कुछ महाविद्यालयों में आदेश में दिये गये निर्देशों पर गौर नहीं करते हुए महाविद्यालय की सभी सूचनाओं को शून्य दर्शाया है। यह अति गम्भीर विषय है। अतः इस आदेश के जरिये पुनः निर्देशित किया जाता है कि -

1. यह अंकेक्षण वर्ष 2020-21 के लिये किया जा रहा है, अतः इसे समस्त राजकीय महाविद्यालयों को भरना है। जिन 34 राजकीय महाविद्यालयों का विगत सत्र में अंकेक्षण कार्य हो चुका है, उन्हें भी इसे भरना अनिवार्य है।
2. महाविद्यालयों से संबंधित वे सूचनाएं जो वर्ष 2020-21 में उपलब्ध हैं, यथा प्रवेशित विद्यार्थियों की संख्या, बजट राशि, संकाय सदस्यों के अकादमिक उन्नयन आदि से संबंधित सूचनाएं; उन्हें इस वर्ष 2020-21 के परिप्रेक्ष्य में ही भरें। जबकि जो सूचनाएं वर्ष 2020-21 के लिये शून्य हैं, उन्हें सत्र 2019-20 के समान ही भर दिया जावे। ऐसी सूचनाएं विभिन्न कार्यक्रमों के संबंध में भी हो सकती हैं जो इस सत्र में कोरोना के कारण संचालित ही नहीं किये गये। जैसे कि निःशुल्क पुस्तक वितरण, इन्दिरा प्रियदर्शिनी स्वर्णिम उडान कार्यक्रम, IDEA, प्रोग्राम, संवाद संगम कार्यक्रम, सामुदायिक पुस्तक शाला आदि अन्य सूचनाएं। अतः सत्र 2019-20 की सूचना को इस वर्तमान सत्र के समकक्ष मान लिया जायेगा और यही सूचना अंकेक्षण हेतु मान्य होगी।
3. कोई सूचना यदि सत्र 2019-20 में शून्य है तो ही शून्य भरें, अन्यथा निर्दिष्ट खानों में वांछित सही सूचना ही भरें।
4. पुनः निर्देशित है कि महाविद्यालयों द्वारा सभी सूचनाओं को शून्य भरकर भेजा जाना निर्देशों के प्रति गम्भीरता की कमी है। अतः ऐसे महाविद्यालय अपनी सूचनाएं पुनः भरकर भिजवायें। ऐसे सभी प्रकरणों को आयुक्तालय स्तर पर गम्भीरता से लिया जायेगा।
5. इस प्रकार पूर्ण नरे हुए Excel फॉर्मेट को सॉफ्ट कॉपी में इस कार्यक्रम की ई-मेल [aap.cceraj@gmail.com](mailto:aap.cceraj@gmail.com) पर आवश्यक रूप से दिनांक 22 फरवरी 2021 तक भिजवायें।
6. इन सूचनाओं के भौतिक सत्यापन का कार्य, जो कि फरवरी 2021 के अन्तिम सप्ताह में आरम्भ होना था, अब मार्च 2021 के प्रथम सप्ताह में आरम्भ होगा, जिसकी पूर्व सूचना प्रेषित करवा दी जायेगी। अतः सूचनाओं का सम्प्रेषण



सावधानी पूर्वक करवाया जाना सुनिश्चित करें, ताकि वास्तविक-तार्किक अंकेक्षण कार्य का भौतिक सत्यापन करवाया जा सके।

7. भौतिक सत्यापन हेतु भिजवाये जाने वाले दलों की पूर्व सूचना आपको भेज दी जायेगी।
8. सभी महाविद्यालय अपनी हस्ताक्षरित हार्ड कॉपी को अपने संबंधित जिले के DRAC अध्यक्ष महाविद्यालय को प्रेषित करेंगे। DRAC अध्यक्ष महाविद्यालयों को यह दायित्व दिया जाता है कि वे अपने जिले के सभी राजकीय महाविद्यालयों के भरे हुए AAP excel फॉर्मेट्स को एकत्रित भी करेंगे तथा अपूर्ण होने की स्थिति में इसे पूर्ण करने हेतु संबंधित महाविद्यालयों को निर्दिष्ट भी करेंगे।
9. DRAC अध्यक्ष महाविद्यालयों द्वारा पूर्ण भरे हुए हार्ड कॉपी AAP excel फॉर्मेट्स ही भिजवाये जायेंगे। ये AAP excel फॉर्मेट्स DRAC अध्यक्ष महाविद्यालयों द्वारा एक पैकेट में रखकर एक साथ भिजवाये जायें। इन्हें आवश्यक रूप से दिनांक 28 फरवरी 2021 तक आयुक्तालय जयपुर में डाक अथवा व्यक्तिशः पहुंचवाया जाना सुनिश्चित करें।

*ta*

संदेश नायक, IAS  
आयुक्त

पत्रांक: CCE/ISDC/Gyan Ganga/2020-21/343; दिनांक: 17 February 2021  
सूचनार्थ प्रतिलिपि:

1. निजी सचिव, आयुक्त कालेज शिक्षा, राजस्थान, जयपुर।
2. निजी सहायक, अतिरिक्त आयुक्त कालेज शिक्षा, राजस्थान, जयपुर।
3. समस्त संयुक्त निदेशक, आकाशि, जयपुर।
4. संबंधित प्रभारी अधिकारीगण, आकाशि को अपने संबंधित महाविद्यालयों के साथ समन्वय करने हेतु।
5. वेब प्रभारी, आकाशि को वेबसाइट पर अपलोड करने एवं संबंधितों को ई-मेल करने हेतु।
6. रक्षित पत्रावली।

*17/2/2021*

डा. विनोद कुमार भारद्वाज  
प्रभारी अधिकारी,  
नयाधार एवं कौशल विकास प्रकोष्ठ

34/  
1312



श्री ६५३ संकाय  
APP (34) प्रभासी  
९  
०१/०३/२०२१

राजस्थान सरकार

आयुक्तालय, कालेज शिक्षा, राजस्थान, जयपुर

Block-4, RKS Sankul, JLN Road, Jaipur- 302015, Rajasthan

Website: <http://hte.rajasthan.gov.in/dept/dce/> e-mail: [innovation.cceraj@gmail.com](mailto:innovation.cceraj@gmail.com) Ph.: 0141-2706847 (0)

पत्रांक : CCE/ISDC/AA P/2020-21/370;

दिनांक : 27<sup>th</sup> Feb..2021

प्राचार्य  
राजकीय महाविद्यालय  
राजस्थान।

विषय: वार्षिक अंकेक्षण कार्यक्रम (AAP) की एक्सेल सीट भरने के संदर्भ में कुछ विशेष ध्यानाकर्षण संबन्धि निर्देश।

संदर्भ: आदेश क्रमांक CCE/ISDC/AAP/2020&21/281, दिनांक 3 फरवरी 2021 एवं CCE/ISDC/AAP/2020&21/343,  
दिनांक 17 फरवरी 2021 के क्रम में।

उपर्युक्त पत्रों के संबंध में लेख है कि सभी महाविद्यालयों को वार्षिक अंकेक्षण कार्यक्रम (AAP) की एक्सेल सीट भरने हेतु प्रेषित एक्सेल फॉर्मेट में महाविद्यालय की सूचनाएं भरकर, ई-मेल के जरिये आयुक्तालय को एवं हस्ताक्षरित हार्ड कॉपी DRAC के अध्यक्ष प्राचार्य/महाविद्यालय को प्रेषित करने के लिये निर्देशित किया हुआ है। आयुक्तालय को ई-मेल के जरिये प्राप्त इन सूचनाओं का अवलोकन करने पर महाविद्यालय स्तर पर हो रही त्रुटि संज्ञान में आई है।

अधिकांश महाविद्यालयों के द्वारा इस एक्सेल फॉर्मेट को भरा भी गया किंतु डॉक्युमेंट सपोर्टेड जहां भी लिखा हुआ था, वहां पर YES एवं NO के बटनों में से महाविद्यालयों के द्वारा No बटन पर क्लिक किया गया है। जिस कारण से 'Result NAAC' शीट में पूरा स्कोर शून्य दिखा रहा है।

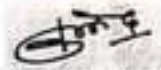
इसी संदर्भ में स्पष्टीकरण जारी करते हुए यह निर्देशित किया जाता है कि जिस सूचना के साथ डॉक्युमेंट सपोर्टेड का उल्लेख है, और यदि महाविद्यालय के पास उस भरी हुई सूचना का डॉक्युमेंट उपलब्ध है तो आपको YES बटन पर क्लिक करके यह जानकारी भरनी है। इससे उसके तत्प्रावी मान शून्य नहीं होंगे। आयुक्तालय के नवाचार एवं कौशल विकास प्रकोष्ठ को यह शीट भेजे जाने से पहले यह भी सुनिश्चित कर लें **Result NAAC** वाली शीट पर A, B, C, D, E and F का स्कोर एवं ग्रेड अंकित हो गई है। साथ ही इस बात की पूरी सावधानी एवं सतर्कता के साथ जांच कर लें कि आपके कॉलेज का **CGPA Score** एवं **CGPA Grade** इसमें दृष्टिगत हो रहा है। इसके उपरान्त ही एक्सेल फॉर्मेट में महाविद्यालय की भरी हुई सूचनाएं ई-मेल द्वारा आयुक्तालय को, एवं इसकी भरी हुई हस्ताक्षरित हार्ड कॉपी DRAC के अध्यक्ष प्राचार्य/महाविद्यालय को प्रेषित करें। जो महाविद्यालय आधी/अपूर्ण सूचना भरकर इस एक्सेल फॉर्मेट को भेज चुके हैं, वे पुनः इससे भरकर प्रेषित करें।

इसके साथ ही महाविद्यालयों द्वारा पुनः भरकर एवं जांचने के बाद इसकी सॉफ्ट कॉपी आयुक्तालय को ई-मेल [aap.cceraj@gmail.com](mailto:aap.cceraj@gmail.com) पर प्रेषित करने एवं इसकी हार्ड कॉपी DRAC के अध्यक्ष प्राचार्य/महाविद्यालय को जमा करवाने की तिथि में अभिवृद्धि कर इसे दिनांक 3 मार्च 2021 किया जाता है। DRAC अध्यक्ष महाविद्यालय अपने जिले के सभी महाविद्यालयों के भरे हुए फॉर्मेट्स को बन्द लिफाफे में दिनांक को 8 मार्च 2021 तक प्रेषित कर सकेंगे।



~~इस आदेश में सूच्यार्थक वाक्य यदि किसी सहायता/मार्गदर्शन की आवश्यकता हो तो इसके लिये आयुक्तालय कॉलेज शिक्षा, जयपुर के नवाचार एवं कौशल विकास प्रकोष्ठ में सहायक आचार्य, डा. विश्राम मीना से उनके मोबाइल नम्बर 99503 73686 पर सम्पर्क कर सकते हैं।~~

यह निर्देश पत्र सक्षम स्तर से अनुमोदन उपरान्त जारी किया गया है।

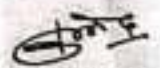


डा. विनोद कुमार भारद्वाज  
प्रभारी अधिकारी,  
नवाचार एवं कौशल विकास प्रकोष्ठ

पत्रांक: CCE/ISDC/AAP/2020-21/371-72; दिनांक : 27<sup>th</sup> Feb. 2021

सूच्यार्थक प्रतिलिपि:

1. विशिष्ट सहायक, माननीय मंत्री, उच्च शिक्षा, राजस्थान।
- ~~2. निजी सचिव, राजस्थान सचिव, उच्च एवं तकनीकी शिक्षा, राजस्थान।~~
3. निजी सचिव, आयुक्त कालेज शिक्षा, राजस्थान, जयपुर।
4. निजी सहायक, अतिरिक्त आयुक्त कालेज शिक्षा, राजस्थान, जयपुर।
5. समस्त संयुक्त निदेशक, आकाशि, जयपुर।
6. सहायक निदेशक, क्षेत्रीय कार्यालय, कालेज शिक्षा, राजस्थान।
7. सभी प्रभारी अधिकारी, महाविद्यालय समूह, आकाशि, जयपुर।
8. वेब प्रभारी को अपलोड करने हेतु।
9. रक्षित पत्रावली।



प्रभारी अधिकारी,  
नवाचार एवं कौशल विकास प्रकोष्ठ



श्री दीपेन्द्र सोलंजी

5/3/21



राजस्थान सरकार  
आयुक्तालय, कालेज शिक्षा, राजस्थान, जयपुर

Block-4, RKS Sankul, JLN Road, Jaipur- 302015, Rajasthan

Website: <http://hte.rajasthan.gov.in/dept/dce/> e-mail: [innovation.cceraj@gmail.com](mailto:innovation.cceraj@gmail.com) Ph.: 0141-2706847 (0):

पत्रांक : CCE/ISDC/Gyan Ganga/2020-21/379

दिनांक : 04 March 2021

प्राचार्य  
समस्त राजकीय महाविद्यालय  
राजस्थान।

विषय: वार्षिक अंकेक्षण कार्यक्रम (AAP) की Excel सीट भरने के संदर्भ में निर्देश।

संदर्भ: आदेश क्रमांक CCE/ISDC/AAP/2020&21/281, दिनांक 03 फरवरी 2021; आदेश क्रमांक CCE/ISDC/AAP/2020&21/343, दिनांक 17 फरवरी 2021 एवं आदेश क्रमांक CCE/ISDC/AAP/2020&21/370, दिनांक 27 फरवरी 2021 के क्रम में।

उपर्युक्त पत्रों के संदर्भ में लेख है कि सभी महाविद्यालयों को वार्षिक अंकेक्षण कार्यक्रम (AAP) की Excel सीट भरने हेतु एवं इसे 03 मार्च 2021 तक सॉफ्ट कॉपी के रूप में आयुक्तालय को ई-मेल [aap.cceraj@gmail.com](mailto:aap.cceraj@gmail.com) पर प्रेषित करने के लिए निर्देशित किया गया था किन्तु काफी महाविद्यालयों ने आज दिनांक 04 मार्च 2021 तक इसे प्रेषित नहीं किया है। महाविद्यालयों की यह उदासीनता एवं लापरवाही आयुक्तालय के दिशा निर्देशों की अवहेलना है।

इसी क्रम में पुनः उन महाविद्यालयों को जिन्होंने AAP फॉर्मेट को भरकर आयुक्तालय को इसकी सॉफ्ट कॉपी ई-मेल पर नहीं भेजी है। वे दिनांक 05 मार्च 2021 तक इसे पूर्ण शुद्धता के साथ भरकर ई-मेल पर भेजा जाना सुनिश्चित करें। इसके साथ ही DRAC के अध्यक्ष प्राचार्य/महाविद्यालय को यह निर्देशित किया जाता है कि अपने अधीन आने वाले महाविद्यालयों की AAP की Excel सीट को सॉफ्ट कॉपी के रूप में दिनांक 05 मार्च 2021 तक ई-मेल पर और महाविद्यालयों की AAP सीट की हार्ड कॉपी को 08 मार्च 2021 तक आयुक्तालय को भिजवाया जाना सुनिश्चित करें।

इस कार्य को गंभीरता एवं प्राथमिकता से संपादित करें।

संदेश नायक, IAS  
आयुक्त

पत्रांक: CCE/ISDC/Gyan Ganga/2020-21/379 दिनांक : 04 March 2021

सूचनार्थ प्रतिनिधि:

1. निजी सचिव, आयुक्त कालेज शिक्षा, राजस्थान, जयपुर।
2. निजी सहायक, अतिरिक्त आयुक्त कालेज शिक्षा, राजस्थान, जयपुर।
3. समस्त संयुक्त निदेशक, आकाशि, जयपुर।
4. सहायक निदेशक, क्षेत्रीय कार्यालय, कालेज शिक्षा, राजस्थान।
5. सभी प्रभारी अधिकारी, महाविद्यालय समूह, आकाशि, जयपुर।
6. वेब प्रभारी, आकाशि को वेबसाइट पर अपलोड करने
7. रक्षित पत्रावली।

डा. विनोद कुमार भारद्वाज  
प्रभारी अधिकारी,  
नवाचार एवं कौशल विकास प्रकोष्ठ

## MJD Govt College Taranagar (Churu)

### Assessment Matrix for Annual Auditing Programme : Final Report


*Inspection Phase : for Session : 2020-21 and Inspection Dates : --2021 and --2021*

Performance Criteria	Weights	Criteria-wise Grade Points	Criteria-wise Grade Points Averages	Criteria-wise Grade	Supporting Document Number
A. Teaching and Learning	35.00	88.00	2.5140	B+	0001 - 0016
B. Research and Professional Practices	15.00	18.00	1.2000	D	0000 - 0000
C. Infrastructure and Learning Resources	15.00	37.50	2.5000	B	0023 - 0000
D. Student Support and participation	10.00	20.75	2.0750	B	0044 - 0000
E. Financial Resources and Utilisation	10.00	18.00	1.8000	C	0064 - 0000
F. Commitment, Leadership and Management	15.00	20.50	1.3670	D	0068 - 0000
<b>TOTAL</b>	<b>100.00</b>	<b>202.75</b>	<b>11.4560</b>		

**Institutional CGPA & GRADE**

**2.03**

**B**

1. , Principal, , , Mobile No. :	Team Leader	
2. , Associate Professor, , , Mobile No. :	Co-In-charge	
3. , Assistant Professor, , , Mobile No. :	Member	
<i>Despatch No. and Date :</i>		
Sh. S.D. Meena, Principal, MJD Govt. College , Taranagar (Churu) (), Mobile No. : 9828367149		




## MJD Govt. College Taranagar (Churu)

### Assessment Matrix for Annual Auditing Programme : Final Report

*Inspection Phase : for Session : 2020-21 and Inspection Dates : --2021 and --2021*

Criteria	Key Factors Criteria	Weights	Criteria-wise Grade Points	Criteria-wise Grade Points Averages	Criteria-wise Grade	Supporting Document Number
A. Teaching and Learning	A-1 Student Strength	5.50	22.00	4.0000	A++	0001 - 0002
	A-2 Inclusivity	9.00	19.00	2.1110	B	0001 - 0001
	A-3 Choices	5.50	11.00	2.0000	C	0003 - 0000
	A-4 Faculty-Portrayal	9.00	17.00	1.8890	C	0006 - 0013
	A-5 Student performance and learning outcomes	6.00	19.00	3.1670	A	0014 - 0016
B. Research and Professional Practices	B-1 Research Output	12.00	18.00	1.5000	D	0000 - 0000
	B-2 Academic Enrichment	3.00	0.00	0.0000	D	0000 - 0000
C. Infrastructure and Learning Resources	C-1 Physical Assets	12.50	36.50	2.9200	B++	0023 - 0042
	C-2 Office Setup	2.50	1.00	0.4000	D	0000 - 0000
D. Student Support and participation	D-1 Learning Support	3.50	6.50	1.8570	C	0044 - 0000
	D-2 Counseling and Mentoring	6.50	14.25	2.1920	B	0000 - 0000
E. Financial Resources and Utilisation	E-1 Financial Management	8.00	18.00	2.2500	B	0064 - 0067
	E-2 Self Financing Efforts	2.00	0.00	0.0000	D	0000 - 0000
F. Commitment, Leadership and Management	F-1 Societal Footprint	1.50	1.50	1.0000	D	0068 - 0000
	F-2 Innovatin, Values and Best practices	4.50	4.50	1.0000	D	0000 - 0072
	F-3 Effective Implementatin of Govt. Schemes	6.00	12.00	2.0000	C	0073 - 0000
	F-4 Strengthening the bond	3.00	2.50	0.8330	D	0000 - 0000

1. , Principal, , , Mobile No. :	Team Leader	
2. , Associate Professor, , , Mobile No. :	Co Incharge	
3. , Assistant Professor, , , Mobile No. :	Member	
<i>Despatch No. and Date :</i>		
Sh. S.D. Meena, Principal, MJD Govt. College , Taranagar (Churu) (), Mobile No. : 9828367149		



## MJD Govt. College Taranagar (Churu)

### Assessment Matrix for Annual Auditing Programme Session : 2020-21

Criteria	Key Factors Criteria	Maximum Weighted Credits	Actual Weighted Credits	Percentage of Actual with Maximum
A. Teaching and Learning	A-1 Student Strength	22.00	22.00	100.000
	A-2 Inclusivity	36.00	19.00	52.780
	A-3 Choices	22.00	11.00	50.000
	A-4 Faculty-Portrayal	36.00	17.00	47.220
	A-5 Student performance and learning outcomes	24.00	19.00	79.170
B. Research and Professional Practices	B-1 Research Output	48.00	18.00	37.500
	B-2 Academic Enrichment			
C. Infrastructure and Learning Resources	C-1 Physical Assets	50.00	36.50	73.000
	C-2 Office Setup	10.00	1.00	10.000
D. Student Support and participation	D-1 Learning Support	14.00	6.50	46.430
	D-2 Counseling and Mentoring	26.00	14.25	54.810
E. Financial Resources and Utilisation	E-1 Financial Management	32.00	18.00	56.250
	E-2 Self Financing Efforts			
F. Commitment, Leadership and Management	F-1 Societal Footprint	6.00	1.50	25.000
	F-2 Innovatin, Values and Best practices	18.00	4.50	25.000
	F-3 Effective Implementatin of Govt. Schemes	24.00	12.00	50.000
	F-4 Strengthening the bond	12.00	2.50	20.830

## MJD Govt. College Taranagar (Churu)

### Assessment Matrix for Annual Auditing Programme Session : 2020-21

Performance Criteria	Maximum Weighted Credits	Actual Weighted Credits	Percentage of Actual with Maximum
A. Teaching and Learning	140.00	88.00	62.860
B. Research and Professional Practices	60.00	18.00	30.000
C. Infrastructure and Learning Resources	60.00	37.50	62.500
D. Student Support and participation	40.00	20.75	51.880
<b>E. Financial Resources and Utilisation</b>	<b>40.00</b>	<b>18.00</b>	<b>45.000</b>
F. Commitment, Leadership and Management	60.00	20.50	34.160
<b>TOTAL</b>	<b>400.00</b>	<b>202.75</b>	



**MJD Govt. College Taranagar (Churu)**

Assessment Matrix for Annual Auditing Programme : Final Report

Inspection Phase : for Session : 2020-21 and Inspection Dates : --2021 and --2021

*Detailed Report*

<i>Criteria</i>	<i>Key Indicators</i>	<i>S. No.</i>	<i>Parameters</i>	<i>Input Values</i>		<i>Credits</i>	<i>Weightage</i>	<i>Weighted Credits</i>	<i>Supporting Documents Number</i>
A. Teaching and Learning	A-1 Student Strength	1	Actual Student Strength as percentage of Sanctioned Strength	2042	2328	4	3.00	12.00	0001 - 0001
		2	No. of Applications received as the ratio of Sanctioned seats in UG Part-I and PG (Prev. )	2281	826	4	2.50	10.00	0002 - 0002
	A-2 Inclusivity	3	Percentage of Girls in case of (a) Co Ed. College	930	2042	3	1.50	4.50	0001 - 0001
			Percentage of Girls in case of (b) Girls College	NO		0		0.00	0001 - 0001
		4	Percentage of SC	545	2042	3	1.00	3.00	0001 - 0001
		5	Percentage of ST	7	2042	1	1.00	1.00	0001 - 0001
		6	Percentage of OBC	994	2042	4	1.00	4.00	0001 - 0001
		7	Percentage of MBC	10	2042	1	1.00	1.00	0001 - 0001
		8	Percentage of EWS	38	2042	1	1.00	1.00	0001 - 0001
		9	Percentage of Minorities	38	2042	2	1.00	2.00	0001 - 0001
10	Percentage of Students from other districts	19	2042	1	0.50	0.50	0001 - 0001		





**MJD Govt. College Taranagar (Churu)**

Assessment Matrix for Annual Auditing Programme : Final Report

Inspection Phase : for Session : 2020-21 and Inspection Dates : --2021 and --2021

*Detailed Report*

Criteria	Key Indicators	S. No.	Parameters	Input Values		Credits	Weightage	Weighted Credits	Supporting Documents Number
A. Teaching and Learning	A-2 Inclusivity	11	Percentage of BPL Students	213	2042	2	0.50	1.00	0001 - 0001
		12	Percentage of students with Special abilities	3	2042	2	0.50	1.00	0001 - 0001
	A-3 Choices	13	No. of Faculties (Arts, Science, Commerce etc.)	11		4	1.00	4.00	0003 - 0003
		14	No. of Subjects offered at UG Courses	15		4	1.50	6.00	0004 - 0004
		15	No. of PG Courses offered	4		2	0.50	1.00	0005 - 0005
		16	No. of Vocational / skill Courses offered	0		0	0.50	0.00	-
		17	Percentage of students enrolled in vocational courses	0	2042	0	0.50	0.00	-
		18	Percentage of Students enrolled in Skill Development Courses (RSLDC and Other agencies)	0	0		1.50		-
	A-4 Faculty-Portrayal	19	Working faculty (including work arrangement, guest faculty, adhoc) as percentage of sanctioned posts	11	19	2	1.50	3.00	0006 - 0006
		20	Percentage of filled posts (regular appointments) against sanctioned posts	11	19	2	1.00	2.00	0007 - 0007



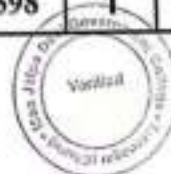
**MJD Govt. College Taranagar (Churu)**

Assessment Matrix for Annual Auditing Programme : Final Report

Inspection Phase : for Session : 2020-21 and Inspection Dates : --2021 and --2021

*Detailed Report*

Criteria	Key Indicators	S. No.	Parameters	Input Values		Credits	Weightage	Weighted Credits	Supporting Documents Number
A. Teaching and Learning	A-4 Faculty-Portrayal	21	Percentage of working faculty members having Ph.D Degree	5	11	2	1.50	3.00	0008 - 0008
		22	Percentage of working faculty members having M.Phil. Degree (other than Ph.D)	1	11	4	0.50	2.00	0009 - 0009
		23	Percentage of working faculty members awarded PDF/D.Litt	0	11	0	0.50	0.00	-
		24	Student-Teacher ratio as per sanctioned posts	2042	19	0	1.00	0.00	0010 - 0010
		25	Student-Teacher ratio as per working teachers	2042	11	0	1.00	0.00	0011 - 0011
		26	Target of content-wise teaching achieved in percentage	67	100	3	1.00	3.00	0012 - 0012
		27	Percentage of faculty members contributed to development of E-content (which is being utilised in more than one institute)	11	11	4	1.00	4.00	0013 - 0013
	A-5 Student performance and learning outcomes	28	Pass percentage in last University result	581	598	4	3.00	12.00	0014 - 0014
		29	Percentage of Students scored 60% and above in University result	225	598	3	2.00	6.00	0015 - 0015
		30	Percentage of Students scored 75% and above in University result	21	598	1	1.00	1.00	0016 - 0016



**MJD Govt. College Taranagar (Churu)**

Assessment Matrix for Annual Auditing Programme : Final Report

Inspection Phase : for Session : 2020-21 and Inspection Dates : --2021 and --2021

*Detailed Report*

<i>Criteria</i>	<i>Key Indicators</i>	<i>S. No.</i>	<i>Parameters</i>	<i>Input Values</i>		<i>Credits</i>	<i>Weightage</i>	<i>Weighted Credits</i>	<i>Supporting Documents Number</i>
B. Research and Professional Practices	B-1 Research Output	31	Percentage of faculty members having 5 and more research papers published during last 3 years	0	11	0	1.00	0.00	-
		32	Percentage of faculty members authored/co-authored at least one book	1	11	4	1.00	4.00	0017 - 0017
		33	Percentage of faculty members recognized as research supervisor	1	11	4	1.50	6.00	0018 - 0018
		34	Percentage of faculty members under whom at least one scholar is awarded Ph.D.	1	11	4	1.00	4.00	0019 - 0019
		35	Percentage of faculty members presented at least 2 papers in international seminars / conferences during last 3 years	1	11	1	1.00	1.00	0020 - 0020
		36	Percentage faculty members presented at least 3 papers in national seminars / conferences during last 3 years	0	11	0	1.50	0.00	-
		37	No. of International/National seminars / conferences/workshops organized in last 5 years	1		1	1.50	1.50	0021 - 0021
		38	No. of faculty members who have acted as convener / Organizing secretary in national seminar / conferences in last 5 years	1		1	1.50	1.50	0022 - 0022





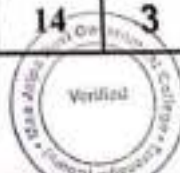
**MJD Govt. College Taranagar (Churu)**

Assessment Matrix for Annual Auditing Programme : Final Report

Inspection Phase : for Session : 2020-21 and Inspection Dates : --2021 and --2021

*Detailed Report*

Criteria	Key Indicators	S. No.	Parameters	Input Values		Credits	Weightage	Weighted Credits	Supporting Documents Number
B. Research and Professional Practices	B-1 Research Output	39	Percentage of faculty members who have been awarded Research Projects from UGC, ICSSR and other research funding agency	0	11	0	1.00	0.00	-
		40	No. of faculty members, who are associated with any foreign agency for research / referee assignments	0		0	1.00	0.00	-
	B-2 Academic Enrichment	41	Percentage of faculty members associated with academic associations	0	11	0	1.00	0.00	-
		42	Percentage of faculty members who have attended international level academic events / programmes outside India (In last 5 years)	0	11	0	1.00	0.00	-
		43	Number of IPRs (Patents, Copyrights, Trade marks etc.) if any, in the name of faculty member of the college	0		0	1.00	0.00	-
C. Infrastructure and Learning Resources	C-1 Physical Assets	44	Whether the college has its own building	YES		4	0.50	2.00	0023 - 0023
		45	Ratio of total students to No. of classrooms in the college	2042	14	1	1.00	1.00	0024 - 0024
		46	Ratio of students in practical subjects to the number of labs	1665	5	0	0.50	0.00	0025 - 0025
		47	Ratio of student furniture to the total number of class rooms	1100	14	3	1.00	3.00	0026 - 0026



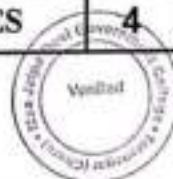
**MJD Govt. College Taranagar (Churu)**

Assessment Matrix for Annual Auditing Programme : Final Report

Inspection Phase : for Session : 2020-21 and Inspection Dates : --2021 and --2021

*Detailed Report*

Criteria	Key Indicators	S. No.	Parameters	Input Values		Credits	Weightage	Weighted Credits	Supporting Documents Number
C. Infrastructure and Learning Resources	C-1 Physical Assets	48	Percentage of class rooms / labs equipped with working fans and tube lights / bulbs	19	19	4	0.50	2.00	0027 - 0027
		49	Ratio of number of boys students to the No. of toilets	1112	8	3	0.50	1.50	0028 - 0028
		50	Ratio of number of girls students to the No. of toilets	930	6	1	0.50	0.50	0029 - 0029
		51	Girls common room facility	YES		4	1.00	4.00	0030 - 0030
		52	Availability of Staff room	YES		4	0.50	2.00	0031 - 0031
		53	Department rooms in percentage to No. of subjects being taught in the college	5	15	2	0.50	1.00	0032 - 0032
		54	Ratio of number of faculty members to the No. of toilets	11	5	4	0.50	2.00	0033 - 0033
		55	No. of computers in ICT labs	10		2	0.50	1.00	0034 - 0034
		56	Availability of seminar / conference room in the college	YES		4	0.50	2.00	0035 - 0035
		57	Availability of Safe/Clean drinking water with functional RO system	YES		4	1.00	4.00	0036 - 0036
58	Water harvesting system/ provision in the college	YES		4	0.50	2.00	0037 - 0037		



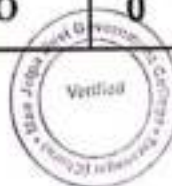
**MJD Govt. College Taranagar (Churu)**

Assessment Matrix for Annual Auditing Programme : Final Report

Inspection Phase : for Session : 2020-21 and Inspection Dates : --2021 and --2021

*Detailed Report*

<i>Criteria</i>	<i>Key Indicators</i>	<i>S. No.</i>	<i>Parameters</i>	<i>Input Values</i>	<i>Credits</i>	<i>Weightage</i>	<i>Weighted Credits</i>	<i>Supporting Documents Number</i>	
C. Infrastructure and Learning Resources	C-1 Physical Assets	59	Availability of Language Lab	NO	0	0.50	0.00	-	
		60	Whether the campus is Wi-Fi enabled	YES	4	0.50	2.00	0038 - 0038	
		61	No. of smart classrooms	1	1	0.50	0.50	0039 - 0039	
		62	Ramp and other facilities for physically challenged students	YES	4	0.50	2.00	0040 - 0040	
		63	Percentage of capacity of power generation through Generator / inverter/Solar panel to total electricity requirement of the college	10	10	4	0.50	2.00	0041 - 0041
		64	Availability of Audio / video system in the college (Mic, TV, Projector, Laptops etc.)	YES	4	0.50	2.00	0042 - 0042	
	C-2 Office Setup	65	Percentage of working Ministerial staff to no. of sanctioned posts (including Lab assts.)	0	7	0	1.00	0.00	-
		66	Percentage of working supporting staff to no. of sanctioned posts (including Lab bearers, gas man etc.)	1	4	1	1.00	1.00	0043 - 0043
		67	Working accounts personnel	NO	0	0.50	0.00	-	





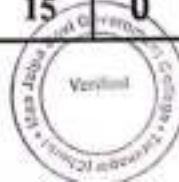
**MJD Govt. College Taranagar (Churu)**

Assessment Matrix for Annual Auditing Programme : Final Report

Inspection Phase : for Session : 2020-21 and Inspection Dates : --2021 and --2021

*Detailed Report*

<i>Criteria</i>	<i>Key Indicators</i>	<i>S. No.</i>	<i>Parameters</i>	<i>Input Values</i>	<i>Credits</i>	<i>Weightage</i>	<i>Weighted Credits</i>	<i>Supporting Documents Number</i>	
D. Student Support and participation	D-1 Learning Support	68	Library facility	YES	4	0.50	2.00	0044 - 0044	
		69	Working Librarian	NO	0	0.25	0.00	-	
		70	Whether library is automated	YES	4	0.25	1.00	0045 - 0045	
		71	Percentage of working Library staff against sanctioned posts	0	1	0	0.25	0.00	-
		72	Ratio of total books in library to total No. of students	13436	2042	4	0.50	2.00	0046 - 0046
		73	No. of Reading Rooms	1		2	0.50	1.00	0047 - 0047
		74	No. of copies of News papers subscribed per 100 students	1	2042	1	0.25	0.25	0048 - 0048
		75	Subscription of employment News paper	NO		0	0.25	0.00	-
		76	No. of magazines subscribed	2		1	0.25	0.25	0049 - 0049
		77	Number of journals subscribed per subject	0	15	0	0.50	0.00	-



**MJD Govt. College Taranagar (Churu)**

Assessment Matrix for Annual Auditing Programme : Final Report

Inspection Phase : for Session : 2020-21 and Inspection Dates : --2021 and --2021

*Detailed Report*

Criteria	Key Indicators	S. No.	Parameters	Input Values		Credits	Weightage	Weighted Credits	Supporting Documents Number
D. Student Support and participation	D-2 Counseling and Mentoring	78	Percentage of Students guided through Counselling cell	0	2042	0	0.25	0.00	-
		79	Sports Ground	YES		4	0.25	1.00	0050 - 0050
		80	Working Director Physical Education	NO		0	0.25	0.00	-
		81	No. of games for which complete set of equipments and gears available	13		4	0.25	1.00	0051 - 0051
		82	Total No. of students benefited by issuing of sports equipments and gears	12		1	0.25	0.25	0052 - 0052
		83	No. of events at Inter-college / University / National and International level in which college participated	0		0	0.50	0.00	-
		84	No. of prizes won by college at Inter-college / University /National and International sports/ games	0		0	0.25	0.00	-
		85	Anti ragging cell	YES		4	0.25	1.00	0053 - 0053
		86	Women cell	YES		4	0.25	1.00	0054 - 0054
		87	Sexual harassment complaint cell	YES		4	0.25	1.00	0055 - 0055



**MJD Govt. College Taranagar (Churu)**

Assessment Matrix for Annual Auditing Programme : Final Report

Inspection Phase : for Session : 2020-21 and Inspection Dates : --2021 and --2021

*Detailed Report*

<i>Criteria</i>	<i>Key Indicators</i>	<i>S. No.</i>	<i>Parameters</i>	<i>Input Values</i>	<i>Credits</i>	<i>Weightage</i>	<i>Weighted Credits</i>	<i>Supporting Documents Number</i>
D. Student Support and participation	D-2 Counseling and Mentoring	88	Total No. of Extra-curricular activities organised	0	0	0.50	0.00	-
		89	Is Remedial coaching facility being provided	NO	0	0.25	0.00	-
		90	Percentage of Students utilising IT / ICT lab. Facility to total No. of students	0   2042	0	0.25	0.00	-
		91	Entrepreneurship / Skill Development promotional cell in the college	YES	4	0.25	1.00	0056 - 0056
		92	NSS units in the college	YES	4	0.50	2.00	0057 - 0057
		93	Rover/ Ranger unit	YES	4	0.25	1.00	0058 - 0058
		94	NCC unit in the college	YES	4	0.25	1.00	0059 - 0059
		95	Employment/ job vacancy display board for students	YES	4	0.25	1.00	0060 - 0060
		96	First-Aid kit available	YES	4	0.25	1.00	0061 - 0061
		97	Functional Fire Extinguishers available	YES	4	0.25	1.00	0062 - 0062
		98	Students suggestion / feedback box available	YES	4	0.25	1.00	0063 - 0063





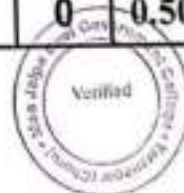
**MJD Govt. College Taranagar (Churu)**

Assessment Matrix for Annual Auditing Programme : Final Report

Inspection Phase : for Session : 2020-21 and Inspection Dates : --2021 and --2021

*Detailed Report*

<i>Criteria</i>	<i>Key Indicators</i>	<i>S. No.</i>	<i>Parameters</i>	<i>Input Values</i>	<i>Credits</i>	<i>Weightage</i>	<i>Weighted Credits</i>	<i>Supporting Documents Number</i>	
D. Student Support and participation	D-2 Counseling and Mentoring	99	Canteen facility available	NO	0	0.25	0.00	-	
		100	Hostel facility available	NO	0	0.25	0.00	-	
E. Financial Resources and Utilisation	E-1 Financial Management	101	Percentage of total grants utilized in last 3 years	20000000	20000000	4	2.00	8.00	0064 - 0064
		102	Average annual per capita capital expenditure	6000000	2042	4	2.00	8.00	0065 - 0065
		103	Average annual per capita operational expenditure	206996	2042	0	2.00	0.00	0066 - 0066
		104	No. of Internal/ CA Audits undertaken during last 3 years	1	1	2.00	2.00	0067 - 0067	
	E-2 Self Financing Efforts	105	Funds received from sources other than state or central govt (last 03 years)	0	0	2.00	0.00	-	
F. Commitment, Leadership and Management	F-1 Societal Footprint	106	Progress made under Green campus initiative (No. Of activities)	5	2	0.50	1.00	0068 - 0068	
		107	No. of efforts undertaken for creating national integration and Community awareness among students	1	1	0.50	0.50	0069 - 0069	
		108	No. of Institutional/ Corporate Collaborative activities undertaken	0	0	0.50	0.00	-	



**MJD Govt. College Taranagar (Churn)**

Assessment Matrix for Annual Auditing Programme : Final Report

Inspection Phase : for Session : 2020-21 and Inspection Dates : --2021 and --2021

*Detailed Report*

<i>Criteria</i>	<i>Key Indicators</i>	<i>S. No.</i>	<i>Parameters</i>	<i>Input Values</i>	<i>Credits</i>	<i>Weightage</i>	<i>Weighted Credits</i>	<i>Supporting Documents Number</i>	
F. Commitment, Leadership and Management	F-2 Innovatin, Values and Best practices	109	No. of initiatives undertaken for Students welfare	0	0	0.50	0.00	-	
		110	Faculty Development Initiatives	5	4	0.50	2.00	0070 - 0070	
		111	No. Of Books collected under Community Book Bank scheme	45	1	0.50	0.50	0071 - 0071	
		112	Participation of college in District level campaigning/ activities organized by district administration	0	0	0.50	0.00	-	
		113	Any other best/ unique performance/ activity/ social contribution	No	0	1.00	0.00	-	
		114	Percentage of students participating in Inter House sport activities	0	2042	0	0.50	0.00	-
		115	Is there any formal mechanism for Student feedback in place ?	NO	0	0.50	0.00	-	
		116	Whether the college has functional solar power generating system	YES	4	0.50	2.00	0072 - 0072	
	F-3 Effective Implementatin of Govt. Schemes	117	Implementation of Scholarships / Incentive schemes (distributional efficacy)	No Pendency	4	1.00	4.00	0073 - 0073	
		118	Percentage of students placed through Employment fairs organised by the college	0	2042	0	0.50	0.00	-
		119	Percentage of students who received GK Books	1761	2042	4	0.50	2.00	0074 - 0074



**MJD Govt. College Taranagar (Churu)**

Assessment Matrix for Annual Auditing Programme : Final Report

Inspection Phase : for Session : 2020-21 and Inspection Dates : --2021 and --2021

*Detailed Report*

Criteria	Key Indicators	S. No.	Parameters	Input Values		Credits	Weightage	Weighted Credits	Supporting Documents Number
F. Commitment, Leadership and Management	F-3 Effective Implementation of Govt. Schemes	120	Percentage of students who received English Grammar Books	1500	2042	3	0.50	1.50	0075 - 0075
		121	Classes organized under Pratiyogita Dakshta Programme [ $\frac{((\text{Actual No. of Classes}) / (4 * \text{No. of days})) * 100}{}$ ]	0	0		1.00		-
		122	Percentage of Students who appeared in State Level GK Competition	0	2042	0	0.50	0.00	-
		123	No. of trees planted	200		3	1.50	4.50	0076 - 0076
		124	Average Percentage of Students who turned up for Monthly Test	0			0.50		-
	F-4 Strengthening the bond	125	No. of Interactive sessions organised for students with motivational mentors/ excellent performers	0		0	0.50	0.00	-
		126	No. of Students- Principal interactions	0		0	0.50	0.00	-
		127	No. of Student- Teacher meetings other than class teaching	1		1	0.50	0.50	0077 - 0077
		128	No. of Staff Council and Development committee meetings held	4		4	0.50	2.00	0078 - 0078
		129	No. of Parents- Teacher meetings	0		0	0.50	0.00	-
		130	No. of Alumni meetings held (last two years)	0		0	0.50	0.00	-





**MJD Govt. College Taranagar (Churu)**

Assessment Matrix for Annual Auditing Programme : Final Report

Inspection Phase : for Session : 2020-21 and Inspection Dates : --2021 and --2021

*Detailed Report*

<i>Crtieria</i>	<i>Key Indicators</i>	<i>S. No.</i>	<i>Parameters</i>	<i>Input Values</i>	<i>Credits</i>	<i>Weightage</i>	<i>Weighted Credits</i>	<i>Supporting Documents Number</i>
1. , Principal, , , Mobile No. :				Team Leader				
2. , Associate Professor, , , Mobile No. :				Co-in-Charge				
3. , Assistant Professor, , , Mobile No. :				Member				
<i>Despatch No. and Date :</i>								
Sh. S.D. Meena, Principal, MJD Govt. College , Taranagar (Churu) (), Mobile No. : 9828367149								

