



मा.ला. वर्मा राजकीय महाविद्यालय, भीलवाडा (राज.)
M. L.V. GOVT. COLLEGE, BHILWARA (RAJ.)

Phone: 01482-239970

Fax: 01482-231810

E-mail: mlvgcbhilwara@gmail.com

E-mail: mlv1_bhilwara@yahoo.co.in

क्रमांक :- 550

दिनांक :- 18/03/2020

श्रीमान् आयुक्त महोदय
कॉलेज शिक्षा राजस्थान
जयपुर

विषय:- वार्षिक अंकेक्षण योजना के अन्तर्गत भरा हुआ अंकेक्षण प्रारूप आयुक्तालय के नवाचार प्रकोष्ठ को भिजवाने बाबत।

संदर्भ:- आपका पत्र क्रमांक CCE/ISDC/AAP/ 2019-20/1973 Date 27.02.2020

महोदय,

उपरोक्त विषयान्तर्गत संदर्भित पत्र के क्रम में निवेदन है कि इस महाविद्यालय में दिनांक 17 व 18 मार्च, 2020 को वार्षिक अंकेक्षण कार्यक्रम हेतु नियुक्त अंकेक्षण दल द्वारा अंकेक्षण किया गया है। अंकेक्षण दल द्वारा प्रस्तुत रिपोर्ट एवं तत्सम्बन्धी समस्त दस्तावेजों का सीलड लिफाफा आपके अवलोकन एवं आवश्यक कार्यवाही हेतु इस पत्र के साथ संलग्न कर रजिस्टर्ड डाक से भिजवाया जा रहा है।

संलग्न:- उपरोक्तानुसार

भवदीय




मा0ला0 वर्मा राजकीय महाविद्यालय
भीलवाडा
प्राचार्य
भीलवाडा

M.L.V. Government College, Bhilwara (Rajasthan) Bhilwara (Rajasthan)

Assessment Matrix for Annual Auditing Programme : Final Report

Inspection Phase : First for Session : 2019-20 and Inspection Dates : 17-MAR-2020 and 18-MAR-2020

Performance Criteria	Weights	Criteria-wise Grade Points	Criteria-wise Grade Points Averages	Criteria-wise Grade	Supporting Document Number
A. Teaching and Learning	35.00	83.50	2.3860	B	A1 - 0000
B. Research and Professional Practices	15.00	49.50	3.3000	A+	B31 - 0000
C. Infrastructure and Learning Resources	15.00	44.50	2.9670	B++	C44 - 0000
D. Student Support and participation	10.00	34.00	3.4000	A+	D68 - 0000
E. Financial Resources and Utilisation	10.00	24.00	2.4000	B	E101 - 0000
F. Commitment, Leadership and Management	15.00	41.00	2.7330	B+	F106 - 0000
TOTAL	100.00	276.50	17.1860		
Institutional CGPA & GRADE		2.77	B++		





1. DR. R.N. SONI, Associate Professor (Physics), Govt. College, Kota, Principal, Government College, Kanwas (Kota), Kanwas (Kota), Mobile No. : 9413651088	Team Leader	
2. Dr. M.Z.A. KHAN, Associate Professor (Geography), Government Arts College, Kota (Rajasthan), Kota (Rajasthan), Mobile No. : 9414485055	Co-in-charge	
3. Dr. C.P. SHARMA, Assitant Professor (Hindi), Government Arts College, Dausa (Rajasthan), Dausa (Rajasthan), Mobile No. : 9414638256	Member	
Dispatch No. and Date : 549 Date 18/03/2020		
Dr. (Mrs.) INDU BALA BAPNA, Principal, M.L.V. Government College, Bhilwara (Rajasthan), Bhilwara (Rajasthan) (17), Mobile No. : 9413149525		
मा.ला.वर्मा राजकीय महाविद्यालय नीलमंडल		

M.L.V. Government College, Bhilwara (Rajasthan) Bhilwara (Rajasthan)

Assessment Matrix for Annual Auditing Programme : Final Report

Inspection Phase : First for Session : 2019-20 and Inspection Dates : 17-MAR-2020 and 18-MAR-2020

Criteria	Key Factors Criteria	Weights	Criteria-wise Grade Points	Criteria-wise Grade Points Averages	Criteria-wise Grade	Supporting Document Number
A. Teaching and Learning	A-1 Student Strength	5.50	16.50	3.0000	B++	A1 - 000
	A-2 Inclusivity	9.00	22.00	2.4440	B	A3 - 000
	A-3 Choices	5.50	12.50	2.2730	B	A13 - 000
	A-4 Faculty-Portrayal	9.00	20.50	2.2780	B	A19 - 000
	A-5 Student performance and learning outcomes	6.00	12.00	2.0000	C	A28 - 000
B. Research and Professional Practices	B-1 Research Output	12.00	44.50	3.7080	A++	B31 - 000
	B-2 Academic Enrichment	3.00	5.00	1.6670	C	B41 - 000
C. Infrastructure and Learning Resources	C-1 Physical Assets	12.50	39.50	3.1600	A	C44 - 000
	C-2 Office Setup	2.50	5.00	2.0000	C	C65 - 000
D. Student Support and participation	D-1 Learning Support	3.50	11.50	3.2860	A+	D68 - 000
	D-2 Counseling and Mentoring	6.50	22.50	3.4620	A+	D78 - 000
E. Financial Resources and Utilisation	E-1 Financial Management	8.00	18.00	2.2500	B	E101 - 000
	E-2 Self Financing Efforts	2.00	6.00	3.0000	B++	E105 - 000
F. Commitment, Leadership and Management	F-1 Societal Footprint	1.50	3.50	2.3330	B	F106 - 000
	F-2 Innovatin, Values and Best practices	4.50	13.00	2.8890	B++	F109 - 000
	F-3 Effective Implementatin of Govt. Schemes	6.00	15.50	2.5830	B+	F117 - 000
	F-4 Strengthening the bond	3.00	9.00	3.0000	B++	F125 - 000

1. DR. R.N. SONI, Associate Professor (Physics), Govt. College, Kota, Principal, Government College, Kanwas (Kota), Kanwas (Kota), Mobile No. : 9413651088	Team Leader	
2. Dr. M.Z.A. KHAN, Associate Professor (Geography), Government Arts College, Kota (Rajasthan), Kota (Rajasthan), Mobile No. : 9414485055	Co Incharge	
3. Dr. C.P. SHARMA, Assitant Professor (Hindi), Government Arts College, Dausa (Rajasthan), Dausa (Rajasthan), Mobile No. : 9414638256	Member	
Despatch No. and Date : 549 Date - 18/3/2020		
Dr. (Mrs.) INDU BALA BAPNA, Principal, M.L.V. Government College, Bhilwara (Rajasthan), Bhilwara (Rajasthan) (17), Mobile No. : 9413149525		 प्राचार्य मा. ला. वर्मा राजकीय महाविद्यालय भीलवाड़ा



Detailed Report

Criteria	Key Indicators	S. No.	Parameters	Input Values		Credits	Weightage	Weighted Credits	Supporting Documents Number	Proof Available ?	Team Verification	
A. Teaching and Learning	A-1 Student Strength	1	Actual Student Strength as percentage of Sanctioned Strength	7158	11264	3	3.00	9.00	A1 -	YES	Document Verified	
		2	No. of Applications received as the ratio of Sanctioned seats in UG Part-I and PG (Prev.)	6710	4028	3	2.50	7.50	A2 -	YES	Document Verified	
	A-2 Inclusivity	3	Percentage of Girls in case of (a) Co Ed. College	1905	7158	2	1.50	3.00	A3 -	YES	Document Verified	
			Percentage of Girls in case of (b) Girls College			0		0.00	-			
			4	Percentage of SC	1637	7158	3	1.00	3.00	A4 -	YES	Document Verified
			5	Percentage of ST	276	7158	1	1.00	1.00	A5 -	YES	Document Verified
			6	Percentage of OBC	2721	7158	3	1.00	3.00	A6 -	YES	Document Verified
			7	Percentage of MBC	413	7158	3	1.00	3.00	A7 -	YES	Document Verified
		8	Percentage of EWS	9	7158	1	1.00	1.00	A8 -	YES	Document Verified	

910

RA

MAA

S.M.

प्राचार्य

मा.ला.वर्मा राजकीय महाविद्यालय
भीलवाड़ा

Assessment Matrix for Annual Auditing Programme : Final Report
Inspection Phase : First for Session : 2019-20 and Inspection Dates : 17-MAR-2020 and 18-MAR-2020
 Detailed Report

Criteria	Key Indicators	S. No.	Parameters	Input Values		Credits	Weightage	Weighted Credits	Supporting Documents Number	Proof Available ?	Team Verification
A Teaching and Learning	A-2 Inclusivity	9	Percentage of Minorities	247	7158	4	1.00	4.00	A9 -	YES	Document Verified
		10	Percentage of Students from other districts	491	7158	4	0.50	2.00	A10 -	YES	Document Verified
	11	Percentage of BPL Students	74	7158	1	0.50	0.50	A11 -	YES	Document Verified	
	12	Percentage of students with Special abilities	16	7158	3	0.50	1.50	A12 -	YES	Document Verified	
	A-3 Choices	13	No. of Faculties (Arts, Science, Commerce etc.)	3		3	1.00	3.00	A13 -	YES	Document Verified
		14	No. of Subjects offered at UG Courses	17		4	1.50	6.00	A14 -	YES	Document Verified
	15	No. of PG Courses offered	16		4	0.50	2.00	A15 -	YES	Document Verified	
	16	No. of Vocational / skill Courses offered	0		0	0.50	0.00	A16 -	NO		
	17	Percentage of students enrolled in vocational courses	0	7158	0	0.50	0.00	A17 -	NO		
	18	Percentage of Students enrolled in Skill Development Courses (RSLDC and Other agencies)	74	7158	1	1.50	1.50	A18 -	YES	Document Verified	

Assessment Matrix for Annual Auditing Programme : Final Report

Inspection Phase : First for Session : 2019-20 and Inspection Dates : 17-MAR-2020 and 18-MAR-2020

Detailed Report

Criteria	Key Indicators	S. No.	Parameters	Input Values		Credits	Weightage	Weighted Credits	Supporting Documents Number	Proof Available?	Team Verification	
A-3 Teaching and Learning	A-4 Faculty-Portrayal	19	Working faculty (including work arrangement, guest faculty, adhoc) as percentage of sanctioned posts	72	137	2	1.50	3.00	A19 -	YES	Document Verified	
		20	Percentage of filled posts (regular appointments) against sanctioned posts	66	137	2	1.00	2.00	A20 -	YES	Document Verified	
		21	Percentage of working faculty members having Ph.D Degree	44	66	3	1.50	4.50	A21 -	YES	Document Verified	
		22	Percentage of working faculty members having M.Phil. Degree (other than Ph.D)	9	66	4	0.50	2.00	A22 -	YES	Document Verified	
		23	Percentage of working faculty members awarded PDF/D.Litt	0	66	0	0.50	0.00	-	NO		
		24	Student-Teacher ratio as per sanctioned posts	7158	137	3	1.00	3.00	A24 -	YES	Document Verified	
		25	Student-Teacher ratio as per working teachers	7158	72	1	1.00	1.00	A25 -	YES	Document Verified	
		26	Target of content-wise teaching achieved in percentage	100	100	4	1.00	4.00	A26 -	YES	Document Verified	

0/0
 प्राचार्य
 मा.ला.वर्मा राजकीय महाविद्यालय
 भीलवाड़ा

Assessment Matrix for Annual Auditing Programme : Final Report

Inspection Phase : First for Session : 2019-20 and Inspection Dates : 17-MAR-2020 and 18-MAR-2020

Detailed Report

Criteria	Key Indicators	S. No.	Parameters	Input Values		Credits	Weightage	Weighted Credits	Supporting Documents Number	Proof Available?	Team Verification
A. Teaching and Learning	A-4 Faculty-Portrayal	27	Percentage of faculty members contributed to development of E-content (which is being utilised in more than one institute)	6	66	1	1.00	1.00	A27 -	YES	Document Verified
		28	Pass percentage in last University result	5365	6719	3	3.00	9.00	A28 -	YES	Document Verified
		29	Percentage of Students scored 60% and above in University result	798	6719	1	2.00	2.00	A29 -	YES	Document Verified
B. Research and Professional Practices	B-1 Research Output	30	Percentage of Students scored 75% and above in University result	90	6719	1	1.00	1.00	A30 -	YES	Document Verified
		31	Percentage of faculty members having 5 and more research papers published during last 3 years	18	66	4	1.00	4.00	B31 -	YES	Document Verified
		32	Percentage of faculty members authored/co-authored at least one book	11	66	4	1.00	4.00	B32 -	YES	Document Verified
		33	Percentage of faculty members recognized as research supervisor	24	66	4	1.50	6.00	B33 -	YES	Document Verified

o/c

[Handwritten Signature]

प्राचार्य
मा.ला.वर्मा राजकीय महाविद्यालय
भीलवाड़ा

Assessment Matrix for Annual Auditing Programme : Final Report

Inspection Phase : First for Session : 2019-20 and Inspection Dates : 17-MAR-2020 and 18-MAR-2020

Detailed Report

Criteria	Key Indicators	S. No.	Parameters	Input Values		Credits	Weightage	Weighted Credits	Supporting Documents Number	Proof Available?	Team Verification
B ₁ Research and Professional Practices	B-1 Research Output	34	Percentage of faculty members under whom at least one scholar is awarded Ph.D.	7	66	4	1.00	4.00	B34 -	YES	Document Verified
		35	Percentage of faculty members presented at least 2 papers in international seminars / conferences	30	66	4	1.00	4.00	B35 -	YES	Document Verified
		36	Percentage faculty members presented at least 3 papers in national seminars / conferences during last 3 years	21	66	3	1.50	4.50	B36 -	YES	Document Verified
		37	No. of International/National seminars / conferences/workshops organized in last 5 years	5	66	4	1.50	6.00	B37 -	YES	Document Verified
		38	No. of faculty members who have acted as convener / Organizing secretary in national seminar / conferences in last 5 years	5	66	4	1.50	6.00	B38 -	YES	Document Verified

मा.ला.वर्मा राजकीय महाविद्यालय
धीलवाड़ा

OK

Assessment Matrix for Annual Auditing Programme : Final Report

Inspection Phase : First for Session : 2019-20 and Inspection Dates : 17-MAR-2020 and 18-MAR-2020
Detailed Report

Criteria	Key Indicators	S. No.	Parameters	Input Values		Credits	Weightage	Weighted Credits	Supporting Documents Number	Proof Available?	Team Verification
B-1 Research and Professional Practices	B-1 Research Output	39	Percentage of faculty members who have been awarded Research Projects from UGC, ICSSR and other research funding agency	16	66	4	1.00	4.00	B39 -	YES	Document Verified
				2		2	1.00	2.00	B40 -	YES	Document Verified
	B-2 Academic Enrichment	41	Percentage of faculty members associated with academic associations	13	66	1	1.00	1.00	B41 -	YES	Document Verified
				2	66	4	1.00	4.00	B42 -	YES	Document Verified
			43	Number of IPRs (Patents, Copyrights, Trade marks etc.) if any, in the name of faculty member of the college	0	0	0	1.00	0.00	-	NO

0/0

Prachar
मा.ला.वर्मा राजकीय महाविद्यालय
भीलवाड़ा

Assessment Matrix for Annual Auditing Programme : Final Report
Inspection Phase : First for Session : 2019-20 and Inspection Dates : 17-MAR-2020 and 18-MAR-2020
Detailed Report

Criteria	Key Indicators	S. No.	Parameters	Input Values	Credits	Weightage	Weighted Credits	Supporting Documents Number	Proof Available?	Team Verification
C. Infrastructure and Learning Resources	C-1 Physical Assets	44	Whether the college has its own building	YES	4	0.50	2.00	C44 -	YES	Physically Verified
		45	Ratio of total students to No. of classrooms in the college	7158 / 42	0	1.00	0.00	C45 -	YES	Physically Verified
		46	Ratio of students in practical subjects to the number of labs	1512 / 30	4	0.50	2.00	C46 -	YES	Document Verified
		47	Ratio of student furniture to the total number of class rooms	1606 / 42	1	1.00	1.00	C47 -	YES	Physically Verified
		48	Percentage of class rooms / labs equipped with working fans and tube lights / bulbs	72 / 72	4	0.50	2.00	C48 -	YES	Physically Verified
		49	Ratio of number of boys students to the No. of toilets	5253 / 41	3	0.50	1.50	C49 -	YES	Physically Verified
		50	Ratio of number of girls students to the No. of toilets	1905 / 16	2	0.50	1.00	C50 -	YES	Physically Verified
		51	Girls common room facility	YES	4	1.00	4.00	C51 -	YES	Physically Verified
		52	Availability of Staff room	YES	4	0.50	2.00	C52 -	YES	Physically Verified


 प्राचार्य
 मा.ला.वर्मा राजकीय महाविद्यालय
 भीलवाड़ा

OK

Detailed Report

Criteria	Key Indicators	S. No.	Parameters	Input Values		Credits	Weightage	Weighted Credits	Supporting Documents Number	Proof Available?	Team Verification
C. Infrastructure and Learning Resources	C-1 Physical Assets	53	Department rooms in percentage to No. of subjects being taught in the college	17	17	4	0.50	2.00	C53 -	YES	Physically Verified
		54	Ratio of number of faculty members to the No. of toilets	72	11	4	0.50	2.00	C54 -	YES	Physically Verified
		55	No. of computers in ICT labs	45		4	0.50	2.00	C55 -	YES	Physically Verified
		56	Availability of seminar / conference room in the college	YES		4	0.50	2.00	C56 -	YES	Physically Verified
		57	Availability of Safe/Clean drinking water with functional RO system	YES		4	1.00	4.00	C57 -	YES	Physically Verified
		58	Water harvesting system/ provision in the college	YES		4	0.50	2.00	C58 -	YES	Document Verified
		59	Availability of Language Lab	NO		0	0.50	0.00	-	NO	
		60	Whether the campus is Wi-Fi enabled	YES		4	0.50	2.00	C60 -	YES	Physically Verified
		61	No. of smart classrooms	6		4	0.50	2.00	C61 -	YES	Physically Verified



 प्राचार्य
 मा. ला. वर्मा राजकीय महाविद्यालय
 भीलवाड़ा

OK

Assessment Matrix for Annual Auditing Programme : Final Report
Inspection Phase : First for Session : 2019-20 and Inspection Dates : 17-MAR-2020 and 18-MAR-2020
Detailed Report

Criteria	Key Indicators	S. No.	Parameters	Input Values	Credits	Weightage	Weighted Credits	Supporting Documents Number	Proof Available?	Team Verification	
C. Infrastructure and Learning Resources	C-1 Physical Assets	62	Ramp and other facilities for physically challenged	YES	4	0.50	2.00	C62 -	YES	Physically Verified	
		63	Percentage of capacity of power generation through Generator / inverter/Solar panel to total electricity requirement of the college	62.5	4	0.50	2.00	C63 -	YES	Physically Verified	
		64	Availability of Audio / video system in the college (Mic, TV, Projector, Laptops etc.)	YES	4	0.50	2.00	C64 -	YES	Physically Verified	
	C-2 Office Setup	65	Percentage of working Ministerial staff to no. of sanctioned posts (including Lab asstts.)	14	32	2	1.00	2.00	C65 -	YES	Document Verified
			66	Percentage of working supporting staff to no. of sanctioned posts (including Lab bearers, gas man etc..)	5	22	1	1.00	1.00	C66 -	YES
		67	Working accounts personnel	YES	4	0.50	2.00	C67 -	YES	Document Verified	

o/c

[Handwritten Signature]
 प्राचार्य
 मा.ला.वर्मा राजकीय महाविद्यालय
 भुवनेश्वर

Inspection Phase : First for Session : 2019-20 and Inspection Dates : 17-MAR-2020 and 18-MAR-2020
Detailed Report

Criteria	Key Indicators	S. No.	Parameters	Input Values	Credits	Weightage	Weighted Credits	Supporting Documents Number	Proof Available?	Team Verification	
D. Student Support and participation	D-1 Learning Support	68	Library facility	YES	4	0.50	2.00	D68 -	YES	Physically Verified	
		69	Working Librarian	NO	0	0.25	0.00	D69 -	YES	Document Verified	
		70	Whether library is automated	YES	4	0.25	1.00	D70 -	YES	Physically Verified	
		71	Percentage of working Library staff against sanctioned posts	2	4	0.25	0.50	D71 -	YES	Document Verified	
		72	Ratio of total books in library to total No. of students	122795	7158	4	0.50	2.00	D72 -	YES	Document Verified
		73	No. of Reading Rooms	4	4	0.50	2.00	D73 -	YES	Physically Verified	
		74	No. of copies of News papers subscribed per 100 students	240	7158	7	0.25	1.75	D74 -	YES	Physically Verified
		75	Subscription of employment News paper	YES	4	0.25	1.00	D75 -	YES	Physically Verified	
		76	No. of magazines subscribed	8	3	0.25	0.75	D76 -	YES	Physically Verified	
		77	Number of journals subscribed per subject	13	17	1	0.50	0.50	D77 -	YES	Physically Verified

Page No. 10/17

Handwritten signatures and initials: *ofv*, *ROB*, *समय*, *राजकीय महाविद्यालय भीलवाड़ा*

Assessment Matrix for Annual Auditing Programme : Final Report

Inspection Phase : First for Session : 2019-20 and Inspection Dates : 17-MAR-2020 and 18-MAR-2020

Detailed Report

Criteria	Key Indicators	S. No.	Parameters	Input Values		Credits	Weightage	Weighted Credits	Supporting Documents Number	Proof Available?	Team Verification
D. Student Support and participation	D-2 Counseling and Mentoring	78	Percentage of Students guided through Counselling cell	105	7158	1	0.25	0.25	D78 -	YES	Document Verified
		79	Sports Ground	YES		4	0.25	1.00	D79 -	YES	Physically Verified
		80	Working Director Physical Education	NO		0	0.25	0.00	D80 -	YES	Document Verified
		81	No. of games for which complete set of equipments and gears available	15		4	0.25	1.00	D81 -	YES	Document Verified
		82	Total No. of students benefited by issuing of sports equipments and gears	182		3	0.25	0.75	D82 -	YES	Document Verified
		83	No. of events at Inter-college / University / National and International level in which college participated	20		4	0.50	2.00	D83 -	YES	Document Verified
		84	No. of prizes won by college at Inter-college / University / National and International sports/ games	26		4	0.25	1.00	D84 -	YES	Document Verified
		85	Anti ragging cell	YES		4	0.25	1.00	D85 -	YES	Document Verified

OK

Page No. 11/17

[Signature]

प्राचार्य
सिद्धम.वर्मा राजकीय महाविद्यालय
भीलवाड़ा

Inspection Phase I First for Session I 2019-20 and Inspection Dates : 17-MAR-2020 and 18-MAR-2020
Detailed Report

Criteria	Key Indicators	S. No.	Parameters	Input Values	Credits	Weightage	Weighted Credits	Supporting Documents Number	Proof Available?	Team Verification
D. Student Support and participation	D-2 Counseling and Mentoring	86	Women cell	YES	4	0.25	1.00	D86 -	YES	Document Verified
		87	Sexual harassment complaint cell	YES	4	0.25	1.00	D87 -	YES	Document Verified
		88	Total No. of Extra-curricular activities organised	14	3	0.50	1.50	D88 -	YES	Physically Verified
		89	Is Remedial coaching facility being provided	NO	0	0.25	0.00	-	NO	
		90	Percentage of Students utilising IT / ICT lab. Facility to total No. of students	1269	4	0.25	1.00	D90 -	YES	Document Verified
		91	Entrepreneurship / Skill Development promotional cell in the college	YES	4	0.25	1.00	D91 -	YES	Document Verified
		92	NSS units in the college	YES	4	0.50	2.00	D92 -	YES	Document Verified
		93	Rover/ Ranger unit	YES	4	0.25	1.00	D93 -	YES	Document Verified
		94	NCC unit in the college	YES	4	0.25	1.00	D94 -	YES	Document Verified
		95	Employment/ job vacancy display board for students	YES	4	0.25	1.00	D95 -	YES	Physically Verified

OK

प्राचार्य
मा.ला.वर्मा राजकीय महाविद्यालय
धीलवाड़ा

RS
[Signature]

Assessment Matrix for Annual Auditing Programme : Final Report

Inspection Phase : First for Session : 2019-20 and Inspection Dates : 17-MAR-2020 and 18-MAR-2020
Detailed Report

Criteria	Key Indicators	S. No.	Parameters	Input Values	Credits	Weightage	Weighted Credits	Supporting Documents Number	Proof Available?	Team Verification
D. Student Support and participation	D-2 Counseling and Mentoring	96	First-Aid kit available	YES	4	0.25	1.00	D96 -	YES	Physically Verified
		97	Functional Fire Extinguishers available	YES	4	0.25	1.00	D97 -	YES	Physically Verified
		98	Students suggestion / feedback box available	YES	4	0.25	1.00	D98 -	YES	Physically Verified
		99	Canteen facility available	YES	4	0.25	1.00	D99 -	YES	Physically Verified
		100	Hostel facility available	YES	4	0.25	1.00	D100 -	YES	Physically Verified
E. Financial Resources and Utilisation	E-1 Financial Management	101	Percentage of total grants utilized in last 3 years	23663796	4	2.00	8.00	E101 -	YES	Document Verified
		102	Average annual per capita capital expenditure	5971772	2	2.00	4.00	E102 -	YES	Document Verified
		103	Average annual per capita operational expenditure	1050916	0	2.00	0.00	E103 -	YES	Document Verified
		104	No. of Internal/ CA Audits undertaken during last 3	3	3	2.00	6.00	E104 -	YES	Document Verified
		105	Funds received from sources other than state or central govt (last 03 years)	1000000	3	2.00	6.00	E105 -	YES	Document Verified

Prachar
 मा.ला.वर्मा राजकीय महाविद्यालय
 भीलवाड़ा

Page No. 13/17

0/0

