




**Facultywise & Classwise Position of Examination Results
(Previous Session 2022-23)**

PROFORMA-VII

Proforma- VII-A

S. No.	CLASS	No. of Students Appeared & Passed																													
		S.C.				S.T.				O.B.C.				S.B.C.				Minority				General				Total					
		Appeared Boys	Passed Boys	Appeared Girls	Passed Girls	Appeared Boys	Passed Boys	Appeared Girls	Passed Girls	Appeared Boys	Passed Boys	Appeared Girls	Passed Girls	Appeared Boys	Passed Boys	Appeared Girls	Passed Girls	Appeared Boys	Passed Boys	Appeared Girls	Passed Girls	Appeared Boys	Passed Boys	Appeared Girls	Passed Girls						
1.	B.A.Part-I	36	52	31	49	1	2	2	2	34	53	32	51	4	4	2	4	2	11	20	6	18	31	35	29	18	117	164	103	140	
2.	B.A.Part-II	32	48	25	44	2	1	1	2	0	43	60	40	59	4	1	4	0	1	5	1	4	32	22	23	21	114	138	95	128	
3.	B.A.Part-III	37	40	30	39	2	1	1	2	1	47	42	44	40	1	1	1	1	1	3	1	3	16	28	15	27	104	115	93	111	
	Total B.A. (1 to 3)	105	140	86	132	5	4	5	5	3	124	155	116	150	9	4	9	3	13	28	8	25	98	88	81	67	335	417	291	379	
4.	B.A. Hons Part-I																														
5.	B.A. Hons Part-II																														
6.	B.A. Hons Part-III																														
	Total Hons (4 to 6)																														
7.	M.A. (Previous)																														
8.	M.A. (Final)																														
	Total P.G. (7 to 8)																														
9.	M.Phil. (Arts)																														
10.	Ph.D. (Arts)																														
	Total (9 to 10)																														
	Grand Total	105	140	86	132	5	4	5	5	3	124	155	116	150	9	4	9	3	13	28	8	25	98	88	81	67	335	417	291	379	

- Note:
1. General/Others = Students excluding S.C., S.T., O.B.C., S.B.C. & Minority Castes.
 2. In PG Classes Please mention total of all the subjects being taught in the college in Previous & Final Seapartely.
 3. (a).....% of First Division Students. (b) % of Distinction Students. (c)..... No. of Students in University Merit List Subjectwise.


 प्राचार्य
 आर. एन. कर्न्या राजकीय महाविद्यालय
 रावळदे-शेखावाटी (सीक)




**Faculty wise & Classwise Position of Examination Results
(Previous Session 2022-23)**

CLASSWISE EXAMINATION RESULTS (FACULTY OF COMMERCE)

Profirma- VII-B

S. No.	CLASS	No. of Students Appeared & Passed																															
		S.C.				S.T.				O.B.C.				S.B.C.				Minority				General				Total							
		Appeared	Passed	Boys	Girls	Appeared	Passed	Boys	Girls	Appeared	Passed	Boys	Girls	Appeared	Passed	Boys	Girls	Appeared	Passed	Boys	Girls	Appeared	Passed	Boys	Girls	Appeared	Passed	Boys	Girls	Appeared	Passed	Boys	Girls
1.	B.Com, Part-I	08	00	08	00	0	0	0	0	40	12	38	12	03	03	03	03	08	03	07	03	15	36	14	100	15	36	14	100	30	93	29	29
2.	B.Com, Part-II	03	02	00	02	0	0	0	0	31	13	23	12	00	00	00	00	06	00	06	00	06	00	06	00	32	17	23	15	72	32	52	29
3.	B.Com, Part-III	03	00	00	00	0	0	0	0	45	10	31	10	00	00	00	00	12	01	10	01	50	18	40	15	110	15	110	29	81	26	81	26
	Total B.Com. (1 to 3)	14	02	08	02	0	0	0	0	116	35	93	34	03	03	03	03	26	04	23	04	123	50	99	44	282	91	226	84				
4.	B.Com, Honrs Part-I																																
5.	B.Com, Honrs Part-II																																
6.	B.Com, Honrs Part-III																																
	Total Honrs (4 to 6)																																
7.	M.Com. (Previous)	00	01	00	01	00	00	00	00																								
8.	M.Com. (Final)	02	01	02	01	00	00	00	00	06	04	06	04	00	00	00	00	01	00	01	00	16	07	16	07	23	12	23	12				
	Total P.G. (7 to 8)	02	02	02	02	00	00	00	00	12	06	12	06	00	00	00	00	02	00	02	00	22	15	22	15	38	23	38	23				
9.	M.Phil. (Commercial)																																
10.	Ph.D. (Commerce)																																
	Total (9 to 10)																																
	Grand Total	16	04	10	04	00	00	00	00	128	41	105	40	03	03	03	03	28	04	25	04	145	65	121	59	392	114	264	107				

- Note:
1. General/Others= Students excluding S.C., S.T., O.B.C., S.B.C. & Minority Castes.
 2. In PG Classes Please mention total of all the subjects being taught in the college in Previous & Final Seaparely.
 3. (a).....% of First Division Students. (b) % of Distinction Students. (c)..... No. of Students in University Merit List Subjectwise.


 प्राचार्य
 श्री एन.के.के. राजकीय महाविद्यालय,
 रायगड-शेतगावडी (र.)



Faculty wise & Classwise Position of Examination Results
 (Previous Session ~~2022-23~~)

CLASSWISE EXAMINATION RESULTS (FACULTY OF SCIENCE)

Proforma- VII-C

S. No.	CLASS	No. of Students Appeared & Passed																													
		S.C.				S.T.				O.B.C.				S.B.C.				Minority				General				Total					
		Appeared	Passed	Boys	Girls	Appeared	Passed	Boys	Girls	Appeared	Passed	Boys	Girls	Appeared	Passed	Boys	Girls	Appeared	Passed	Boys	Girls	Appeared	Passed	Boys	Girls	Appeared	Passed	Boys	Girls	Appeared	Passed
1.	B.Sc. Part-I	14	02	14	02	03	01	03	01	57	23	32	18	1	0	0	0	05	02	02	01	37	08	14	06	115	50	51	36		
2.	B.Sc. Part-II	08	03	09	09	0	0	0	0	12	16	06	12	0	0	0	0	02	04	01	02	00	09	00	06	22	38	10	29		
3.	B.Sc. Part-III	10	07	07	05	0	0	0	0	11	12	05	11	0	0	0	0	01	00	01	00	05	10	02	08	27	29	15	24		
	Total B.Sc. (1 to 3)	32	30	12	22	03	01	03	01	80	51	43	41	01	0	0	0	08	06	04	03	42	28	16	20	164	117	76	89		
4.	B.Sc.Hons Part-I																														
5.	B.Sc.Hons Part-II																														
6.	B.Sc.Hons Part-III																														
	Total Hons (4 to 6)																														
7.	M.Sc. (Previous)																														
8.	M.Sc. (Final)																														
	Total P.G. (7 to 8)																														
9.	M.Phil. (science)																														
10.	Ph.D. (science)																														
	Total (9 to 10)																														
	Grand Total	32	30	12	22	03	01	03	01	80	51	43	41	01	0	0	0	08	06	04	03	42	28	16	20	164	117	76	89		



Note: 1. General/Others= Students excluding S.C., S.T., O.B.C., S.B.C. & Minority Castes.
 2. In PG Classes Please mention total of all the subjects being taught in the college in Previous & Final Seaparely.
 3. (a).....% of First Division Students. (b) % of Distinction Students. (c)..... No. of Students in University Merit List Subjectwis

Signature

प्राचार्य
शारदा एन. रुईया राजकीय महाविद्यालय
समता-शेखावादी (सिंधी)




15. Examination Result of the College (Previous Session) 2022-23

	S.C.		S.T.		O.B.C.		S.B.C.		MINORITY										General		EWS		TOTAL		Pass %		
	A	P	A	P	A	P	A	P	Muslim		Sikh		Buddhist		Christian		Parsee		Jain		A	P	A	P		A	P
Boys	153	108	06	06	332	264	13	12	49	37	-	-	-	-	-	-	-	-	-	-	232	172	34	32	819	631	77.04%
Girls	174	158	07	06	247	231	04	03	38	32	-	-	-	-	-	-	-	-	-	-	168	136	10	09	648	575	88.73%
TOTAL	327	266	13	12	579	495	17	15	87	69	-	-	-	-	-	-	-	-	-	-	400	308	44	41	1467	1206	82.21%

Symbols: A = Appeared P = Passed

Note: Information of total students of the College to be given in this Table.

16. Number of Placements through College Placement Cell.....


 प्राचार्य
 आर.एच.के.एम. राजकीय अकादमिवालय
 रायचोट-शेखावादी (सीकर)