

Step by Step Guide On

How to Fill an Online Anti-Ragging Undertaking on

<https://antiragging.in>

Click here to enter the form.

ANTI RAGGING

Ragging Related Circulars IEC KIT Action Taken On Celebration Day Infomation Forms Useful Links Videos Contact Us

Fill Your Antiragging Undertaking, Compliances, Register Complaint and Download Undertaking.

STOP BULLYING

Fill Undertaking

Fill Compliance

Register Complaint

Undertaking Document

Click on “Stand alone Institute”

ANTI RAGGING

Ragging Related Circulars IEC KIT Action Taken On Celebration Day Infomation Forms Useful Links Videos Contact Us

TO BE FILLED BY A STUDENT

Fields marked with * are compulsory.

- If you do not have an E mail address please create one before you fill this form.
- If your mother or father or guardian does not have a phone or a mobile phone or email then please give the numbers or email of their friends or relations or neighbors.
- If you do not have a mobile number, then please give the mobile number of your friend of the same college.

After filling this form successfully you can download the Student's Anti Ragging Undertaking and the Parents Anti Ragging Undertaking from Website. Please print both the Undertaking, sign them yourself, request your parents to read the details and request them to sign their Undertaking and then present both at your college at the time of registration, each year.

Choose your Educational Institution Type

(Follow "" For Help)

Standalone College

After Successfully Submission of your Affidavit Form, you will recieve your RE. NUMBER

You can use that to

VERIFY AFFIDAVIT

Fill the Personal details here



Affidavit Registration Form For Universities

Fields marked with * are compulsory.

Student's Details		
First Name *	Middle Name (optional)	Surname / Last Name *
<input type="text" value="First Name"/>	<input type="text" value="Middle Name"/>	<input type="text" value="Surname / Last Name"/>
Mobile Number (+91)*	Email*	Gender *
<input type="text" value="Mobile Number"/>	<input type="text" value="Email ID"/>	<input type="text" value="Male"/>
City*	State*	Select Nationality*
<input type="text" value="City"/>	<input type="text" value="Select State"/>	<input type="text" value="Indian"/>

Fill the Parent or Guardian details here:

Parent / Guardian Details		
Parent / Guardian Name*	Parent / Guardian Phone Number (+91)*	Parent / Guardian Email*
<input type="text" value="Parent/Guardian name"/>	<input type="text" value="Parent phone number"/>	<input type="text" value="Parent/Guardian Email"/>
Parent / Guardian City*	Parent / Guardian State*	Parent / Guardian address*
<input type="text" value="Parent/Guardian City"/>	<input type="text" value="Select State"/>	<input type="text" value="Drag from the bottom right corner to expand"/>

Fill the College details here:

State: **Rajasthan**

Institute Name: **GOVERNMENT POLYTECHNIC COLLEGE, TONK**

Director's Name:

Phone Number: **1432260888**

Details Of the Course: **Diploma**

Name of the Course: **Write your course name,**

Number of students in your class:

Current year of study: 1

Nearest Police station: Sohela, Tonk, NH-12, Tonk Road, Tonk, Tonk, Rajasthan 304001

University and Course Details

State in which University is based* University Name (Select University State First)*

Your University Details

University Code	<input type="text" value="U-0391"/>
University Name	<input type="text" value="Birsa Institute of Technology & Sciences Pilani"/>

Select University First And Then Fill The Following As Per The University Details

University Director's Name* University Phone Number (+91)* University Landline Number (Optional)

Details Of The Course (UG/PG/Diploma)* Name of the Course* Number of students in your class*

Current year of study* Nearest Police station to your University*

You need to check all the check boxes then go for Confidential Survey:

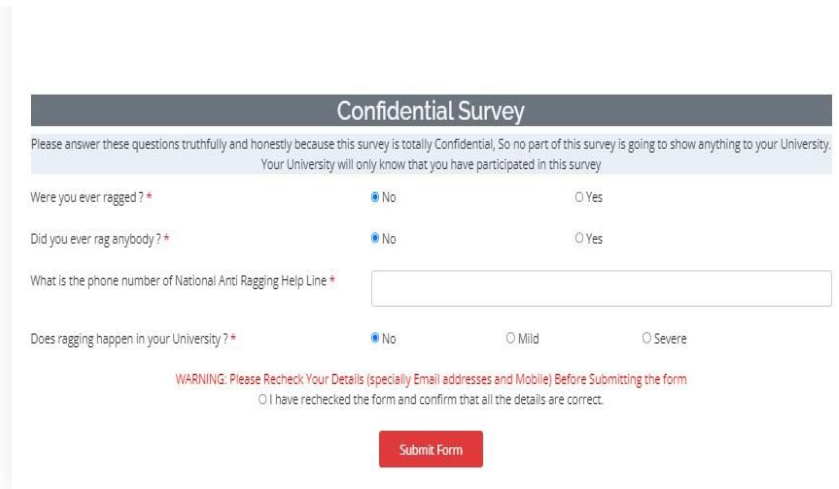
ANTI RAGGING [Ragging Related Circulars](#) [IEC KIT](#) [Action Taken On Celebration Day](#) [Information](#) [Forms](#) [Useful Links](#) [Videos](#) [Contact Us](#)

Current year of study* Nearest Police station to your University*

UGC Regulations

- I confirm that I have read UGC's regulations on Ragging.(To read, click on the link [ABSTRACT OF UGC REGULATIONS ON RAGGING](#))
- I confirm that I have read the Judgment of the Hon. Supreme Court on prevention of Ragging.(To read, click on the link [SUMMARY OF THE JUDGMENT OF THE HON. SUPREME COURT.](#))
- I promise that I will not indulge in Ragging or any form of violent behaviour. Neither will I tolerate being ragged or subjected to violence.
- I understand that if I am accused of Ragging, the responsibility is on me to prove that I am not guilty.
- I will not remain a spectator to acts of Ragging. I will report the matter immediately to my Principal/Director and/or to the Anti Ragging Help line at 1800 180 5522 or email to info@antiragging.in.

After Confidential Survey, click on submit button:



The image shows a web form titled "Confidential Survey". At the top, there is a dark grey header with the title. Below the header, a light blue box contains the text: "Please answer these questions truthfully and honestly because this survey is totally Confidential, So no part of this survey is going to show anything to your University. Your University will only know that you have participated in this survey". The form contains four questions with radio button options:

- Question 1: "Were you ever ragged ? *". Options: No, Yes.
- Question 2: "Did you ever rag anybody ? *". Options: No, Yes.
- Question 3: "What is the phone number of National Anti Ragging Help Line *". A text input field is provided.
- Question 4: "Does ragging happen in your University ? *". Options: No, Mild, Severe.

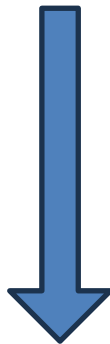
Below the questions, there is a red warning message: "WARNING: Please Recheck Your Details (specially Email addresses and Mobile) Before Submitting the form". Underneath the warning, there is a checkbox: I have rechecked the form and confirm that all the details are correct.

At the bottom center of the form, there is a red button labeled "Submit Form".

This Page confirms that you have successfully submitted the form. Click Home button this will return the homepage of Anti-Ragging web portal. (<https://antiragging.in>)

You will get an Anti-Ragging Undertaking Reference no. (REFID) on your personal Email Address .

Forward that email to gpc.tonk@rajasthan.gov.in



antiragging affidavit

Hi [REDACTED]

Thank you for filling Antiragging Affidavit.

This small step will help us to make a ragging free campus all around our country that will make students life easier and safe to enjoy the college.

In any case you need help from us, kindly call our Helpline number.

National Anti Ragging Help Line:

1800-180-5522

Your affidavit filling details are as below

REF ID:23 [REDACTED]

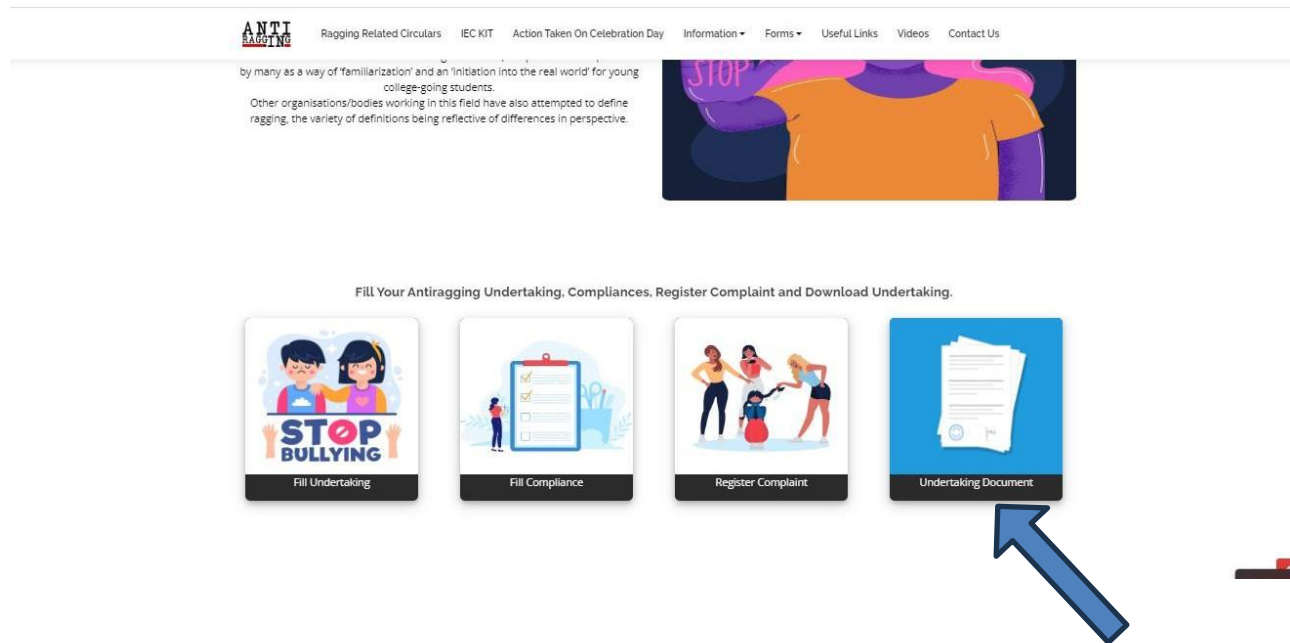
NAME:Sh [REDACTED]

UNIVERSITY:Birla Institute of Technology & Sciences Pilani

Kindly download your affidavit and annexure from website and forward this mail to your college authorities which will confirm that you had filled the undertaking form.

Goto www.antiragging.in

Click on “Undertaking Document”



Write your Anti Ragging Undertaking Reference No. (REFID), Email Address and Mobile No., Click on the submit button, download your affidavit, sign it, and bring it to BITS Law School on registration day.

Reference No. *

Reference Number

Email *

Registered Email ID

Mobile No. *

Registered Mobile Number

Submit

It is mandatory to submit an Anti-Ragging Affidavit (Undertaking) and email received from www.antiragging.in on registration day. Registration will be incomplete without an anti-ragging affidavit.