

Question paper 1

Q.1 Write down about Center line and hatching line.

केंद्र रेखा और काट रेखा के बारे में लिखो.

Ans. **Center line**:- Center Lines are drawn at the center of the drawings symmetrical about an axis or both the axes.



hatching line:- Hatching Lines are drawn for the sectioned portion of an object. These are drawn inclined at an angle of 45° to the axis or to the main outline of the section.



Q.2 Write types of Scales. Explain Representative Fraction (R.F)

पैमाने के प्रकार लिखो तथा निरूपक भिन्न को समझाओ.

Ans. **Types of Scales**:-

1. Plain scales.
2. Diagonal Scales.
3. Vernier Scales.

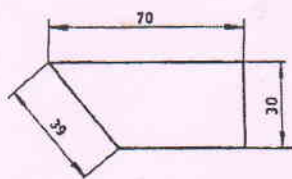
The ratio of the dimension of the object shown on the drawing to its actual size is called the Representative Fraction (RF)

$$RF = \frac{\text{Drawing size of an object}}{\text{Its actual size}} \quad (\text{in same units})$$

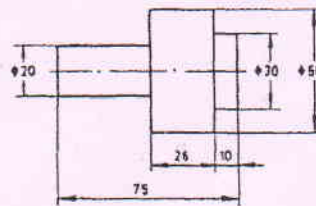
Q.3 Write down method of indicating dimensioning.

विमाकन के तरीके के प्रकार लिखो

Ans. 1. Aligned method



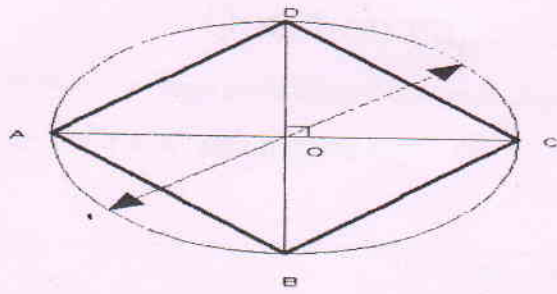
2. Uni-directional method



Q4 To inscribe a Square in a Circle of radius 50mm.

50mm त्रिज्या के वृत्त के अन्दर वर्ग

3m



3m

Question paper 2

Q.1 Write difference between first angle projection and third angle projection.

प्रथम कोण प्रक्षेप तथा त्रितीय कोण प्रक्षेप में अन्तर लिखो .

Ans.

first angle projection	Third angle projection
1. The object lies in between the observer and the plane of projection.	1. The plane of projection lies in between the observer and the object
2. The front view is drawn above the xy line and the top view below xy.	2. The front view is drawn below the xy line and the top view above xy.
3.it is lies in first quardent	3.it is lies in Third quardent
4.object is above h.p and infront of v.p.	4.object is below h.p and behind v.p.

Q.2 Explain Break Line .

अवरोध रेखा को समझाओ.

Ans. Break line

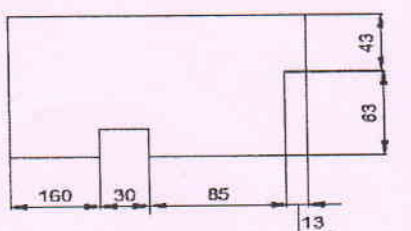
1. Continuous Narrow Freehand Lines: - Wavy continuous narrow line drawn freehand is used to represent break of an object.
2. Continuous Narrow Lines With Zigzags:- Straight continuous narrow line with zigzags is used to represent break of an object.

Q.3write down arrangement of dimensioning.

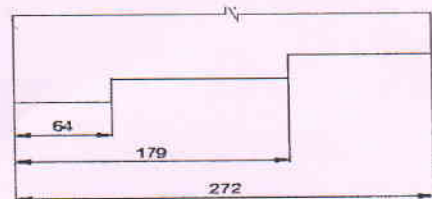
विमाकन के तरीके के बारे में लिखो.

Ans. Arrangement of dimensioning

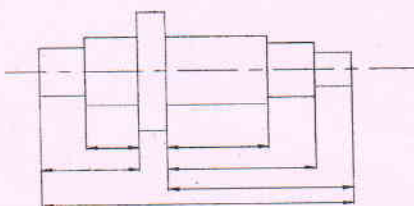
1. Chain dimensioning



2. Parallel dimensioning



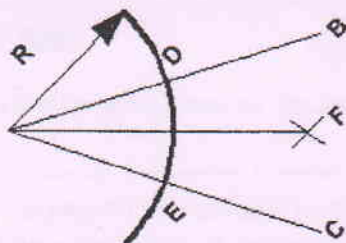
3. Combined dimensioning.



Q.4To bisect an angle of 60° .

3m

60°के कोण का अर्धक कीजिये



3m