

Branch : 1st Year
Subject : Computer Applications I

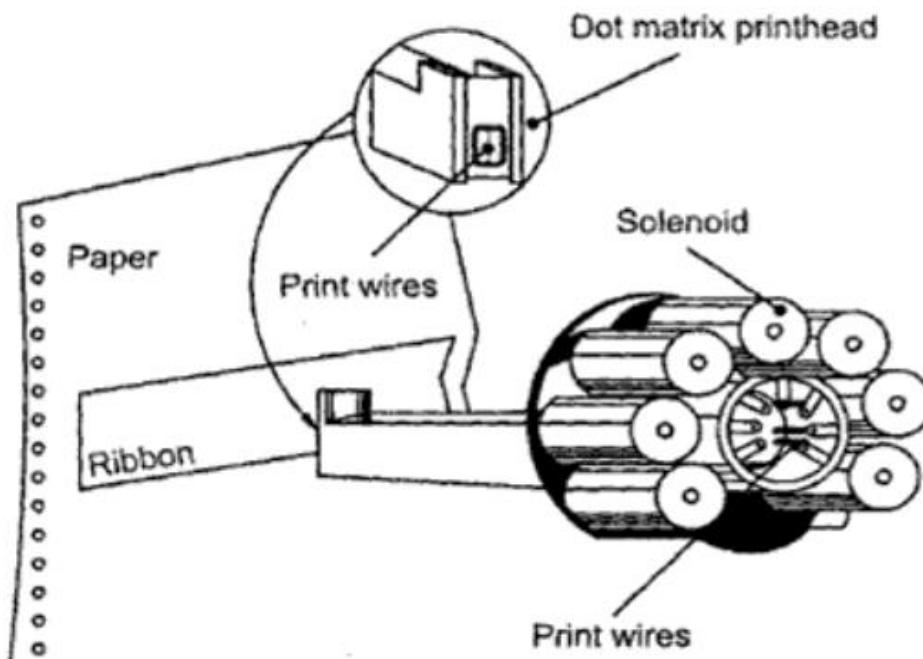
Maximum
Marks : 15
Max Time
Duration :
1Hour

Note : Q No. 1 is compulsory ,Attempt any two from remaining Questions . All Question carry equal marks .

1 Explain the working principle of Dot-matrix Printer .

5

Answer Dot-matrix was very popular from the 1970s until about the early 1990s. letters are printed by a matrix (a square or rectangular grid) of several dozen metal needles that press against a ribbon in different patterns to make whichever letter, number, or other character is required.



Dot-matrix printers produce a characteristic "dotty" print finish that you still sometimes see on bills, invoices, and railroad train or movie-theater tickets

Advantages

- Low Cost
- Low Maintenance
- Good Service Life

Disadvantage

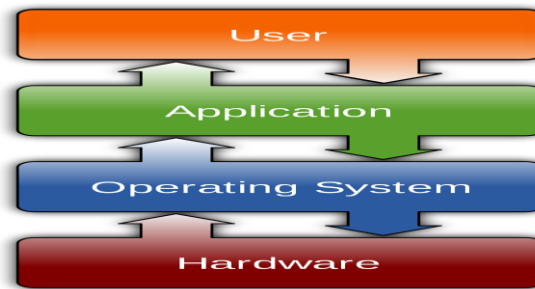
- Very Low Printing Speed
- Noise during Printing
- Poor image Quality

2 Explain role and functions of Operating System in computer.

5

Answer The *operating system (OS)* is the most important program that runs on a computer. Every general-purpose computer must have an operating system to run other programs and applications. Computer operating systems perform basic tasks, such as recognizing input from the keyboard, sending output to the display screen, keeping track of files and directories on the storage drives, and controlling peripheral devices, such as printers.

For large systems, the operating system has even greater responsibilities and powers. It is like a traffic cop — it makes sure that different programs and users running at the same time do not interfere with each other. The operating system is also responsible for *security*, ensuring that unauthorized users do not access the system.



A Software Platform for Applications

Operating systems provide a software platform on top of which other programs, called *application programs*, can run. The application programs must be written to run on top of a particular operating system. Your choice of operating system, therefore, determines to a great extent the applications you can run. For PCs, the most popular operating systems are DOS, OS/2, and Windows, but others are available, such as Linux.

Classification of Operating systems

- Multi-user: Allows two or more users to run programs at the same time. Some operating systems permit hundreds or even thousands of concurrent users.
- Multiprocessing : Supports running a program on more than one CPU.
- Multitasking : Allows more than one program to run concurrently.
- Multithreading : Allows different parts of a single program to run concurrently.
- Real time: Responds to input instantly. General-purpose operating systems, such as DOS and UNIX, are not real-time.

User Interaction with the OS

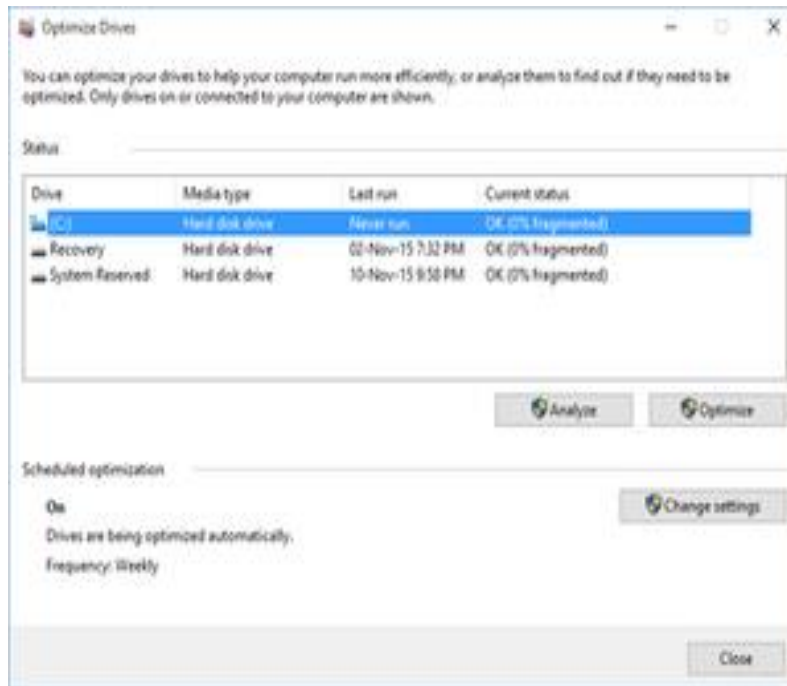
As a user, you normally interact with the operating system through a set of commands. For example, the DOS operating system contains commands such as COPY and RENAME for copying files and changing the names of files, respectively. The commands are accepted and executed by a part of the operating system called the command processor or command line interpreter. Graphical user interfaces allow you to enter commands by pointing and clicking at objects that appear on the screen.

3 Write the short notes on any two

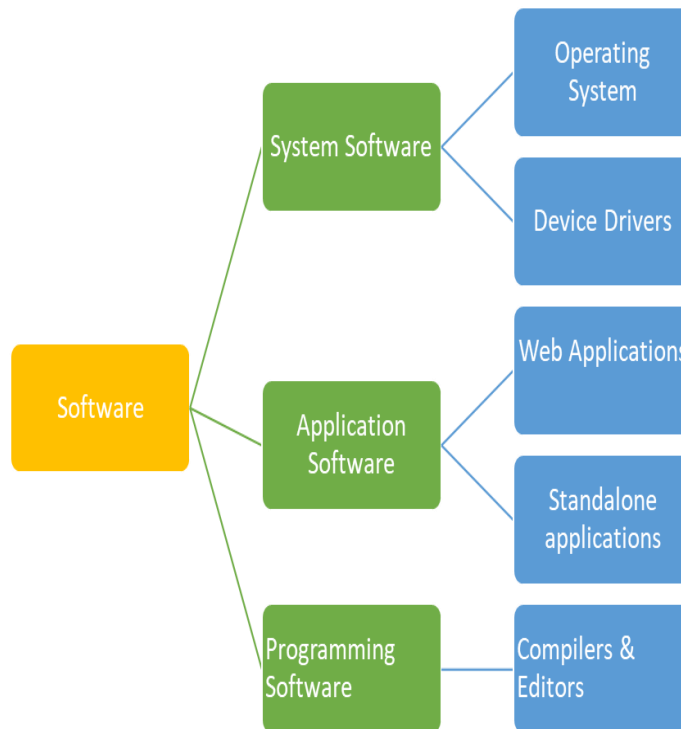
1. Disk defragmentation 2. System software and Application Software

Answer: Disk Defragmenter is a utility in Microsoft Windows designed to increase access speed by rearranging files stored on a disk to occupy contiguous storage locations, a technique called defragmentation. Defragmenting a disk minimizes head travel, which reduces the time it takes to read files from and write files to the disk. Beginning with Windows XP, Disk Defragmenter also reduces system startup times.

As of Windows 10, the program has been renamed to Defragment and Optimize Drives.



Software enables computer hardware to perform specific tasks. Software, commonly known as programs or applications, consists of all the electronic instructions that tell the hardware how to perform a task. There are three major types of software:



- Operating System software:
Helps run computer hardware and computer system. Computer software includes the operating system, device drivers, diagnostic tools and more; the stuff that makes your computer useable by most people. The most commonly used operating systems software are:
Windows
Mac-OS-X
Linux
- Application software:
Allows users to accomplish one or more tasks; browsing the internet or writing a text document, for example:
Word processor, MS word , power point , Graphics software.
- Programming software:
Software that assists a programmer in writing more computer software. Programming software makes it easier to come up with ideas for a program and make them a reality. Programming an application is done with a special language that the computer understands, called a programming language.

Q 4 Perfrom the following task in Word (on any two)

5

1. Create, Open and save document
2. Adding Clip Art in document

Answer :

Save Operation

1. Click the Microsoft Office Button , and then click Save As.
2. Click Save.
3. In the Save files in this format box, click the file format that you want to use.
4. Next to the Default file location box, click Browse, and then click the folder where you want to save your files.

Create Document

1. Click the Microsoft Office button.
2. Select New. The New Document dialog box appears.
3. Select Blank document under the Blank and recent section. It will be highlighted by default.
4. Click Create. A new blank document appears in the Word window.

Open Document

1. Choose Open from the File menu. The Open a File dialog box lists files and folders in your current folder
2. Select the name of the document you want to open, or type the document name in the Enter file name field.
3. Press Return or click OK

Answer B :

1. Select the Insert tab.
2. Click the Clip Art command in the Illustrations group. ...
3. The clip art options appear in the task pane to the right of the document.
4. Enter keywords in the Search for: field that are related to the image you want to insert.
5. Click the drop-down arrow in the Results should be: field.